

Legend

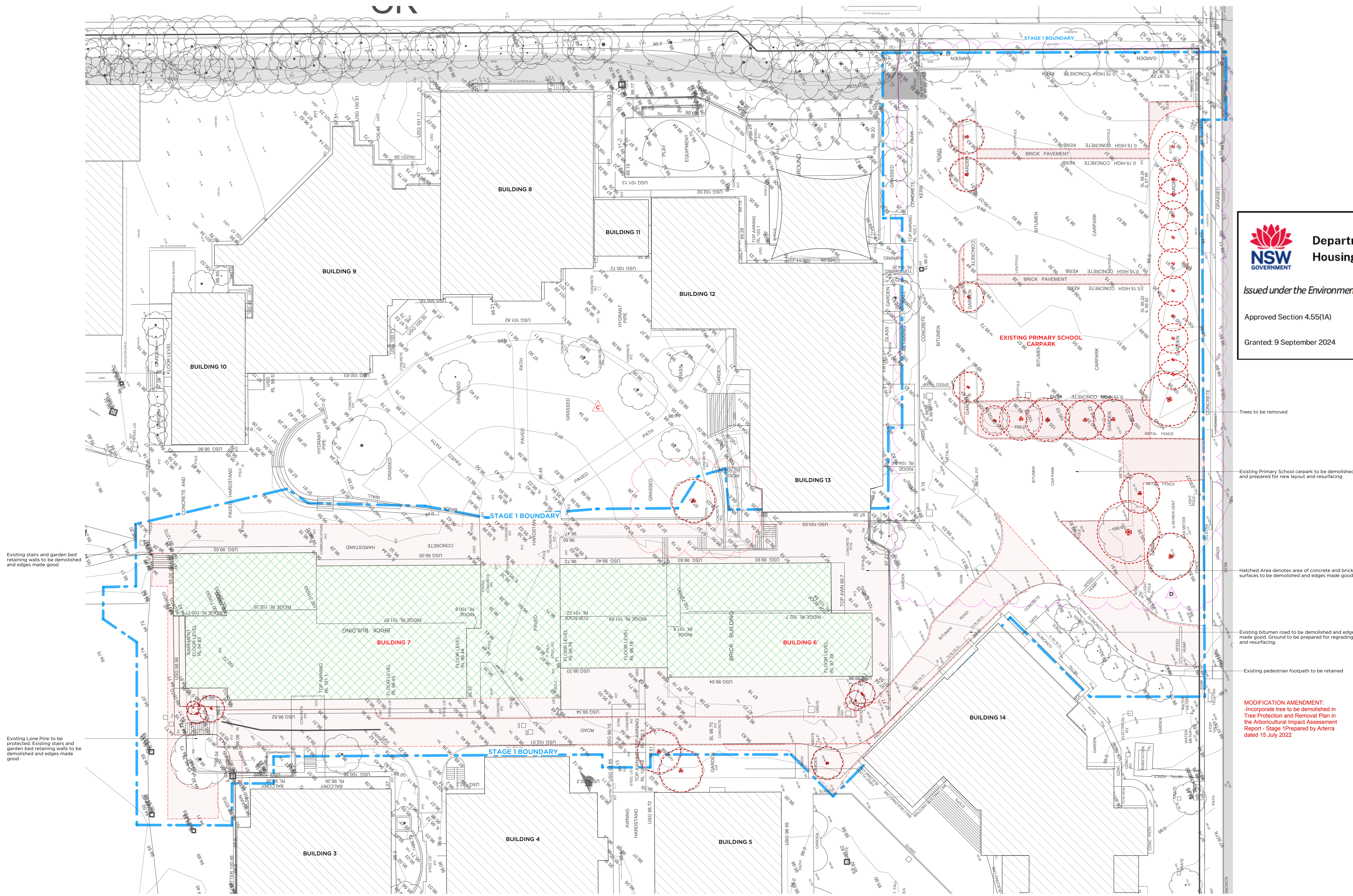
- Stage 1 Works Boundary
- Demolition
- To be Approved via Alternate Pathway

NSW GOVERNMENT Department of Planning, Housing and Infrastructure

Issued under the Environmental Planning and Assessment Act 1979

Approved Section 4.55(1A) Application No.: SSD-35715221-Mod-1

Granted: 9 September 2024 Sheet No: 1 of 23 Signed: IZ



- Trees to be removed
- Existing Primary School carpark to be demolished and prepared for new layout and resurfacing
- Hatched Area denotes area of concrete and brick surfaces to be demolished and edges made good
- Existing bitumen road to be demolished and edges made good. Ground to be prepared for regrading and resurfacing.
- Existing pedestrian footpath to be retained

MODIFICATION AMENDMENT:
 -incorporate tree to be demolished in Tree Protection and Removal Plan in the Arboricultural Impact Assessment Report - Stage 1 Prepared by Arterra dated 15 July 2022

D	25/6/24	Carpark demolition updated
C	08/05/24	Issue for Modification
B	06/09/22	SSD Submission
A	06/09/22	Issue for Approval

DO NOT SCALE DRAWINGS. USE DIMENSIONS ONLY.
 UNLESS ALL DIMENSIONS AND TOLERANCES ARE INDICATED ON CONSTRUCTION.



PMDL ARCHITECTURE INTERIORS MASTERPLANNING

pmdl.com.au

WCC Masterplan + Stage 1 Works

CLIENT William Clarke College

DRAWING Stage 1 Demolition Plan

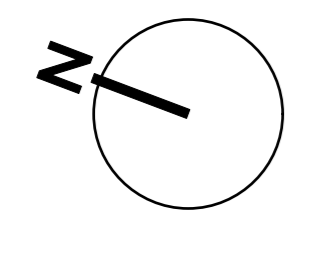
CLIENT REF & CONTACT 10 Morris Grove, Kellyville NSW 2155

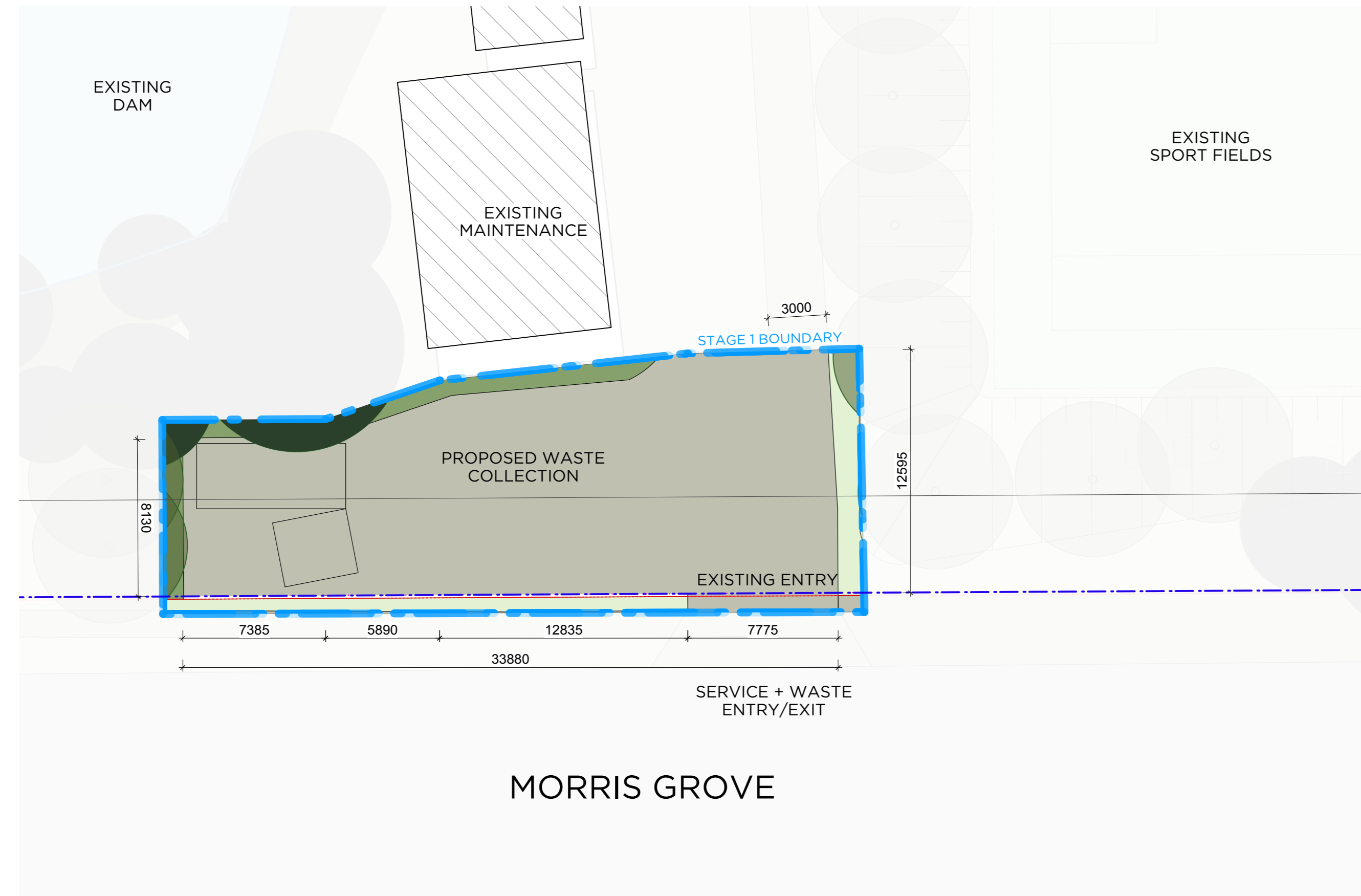
DATE Aug 2022 DRAWN LL PROJECTE JZP

SCALE 1:200@A0

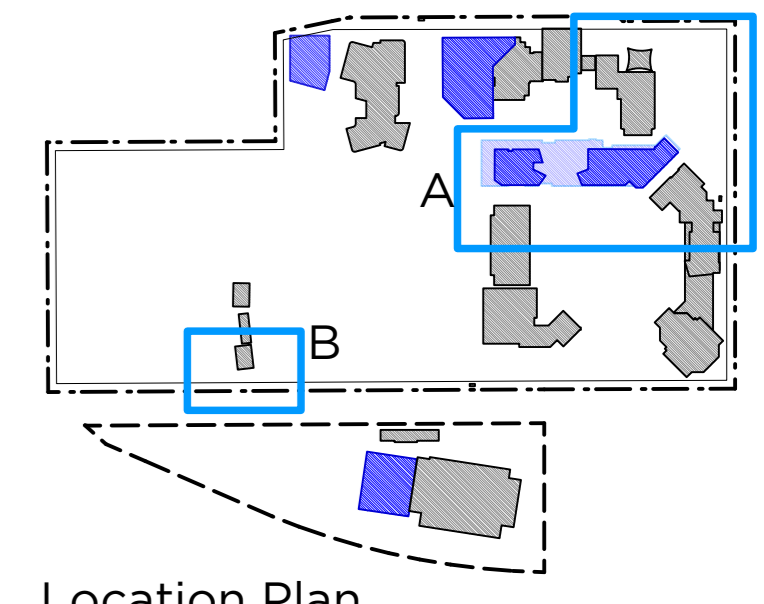
3015 DA101 D

01 DEMOLITION PLAN Stage 1





02 DETAIL SITE PLAN
Stage 1 - Part B
Scale 1:500



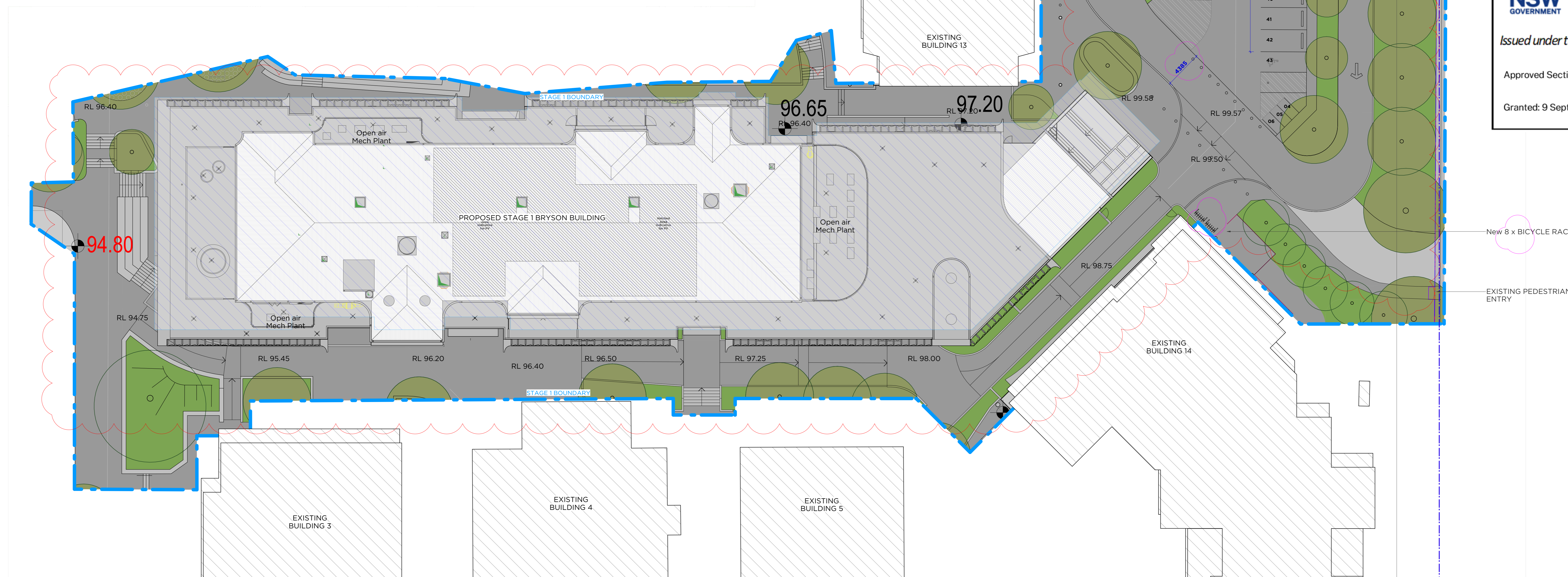
- Legend
- Stage 1 Works Boundary
 - Existing Buildings
 - Existing Trees
 - Proposed Trees

NSW GOVERNMENT Department of Planning, Housing and Infrastructure

Issued under the Environmental Planning and Assessment Act 1979

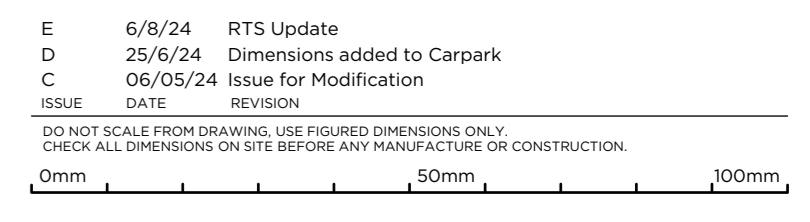
Approved Section 4.55(1A) Application No.: SSD-35715221-Mod-1

Granted: 9 September 2024 Sheet No: 2 of 23 Signed: IZ



01 DETAIL SITE PLAN
Stage 1 - Part A
Scale 1:500

MODIFICATION AMENDMENT:
-Updated Site Plan.
-Amended Landscape.
-Updated Roof Plan with vents and exhausts.



PMDL ARCHITECTURE INTERIORS MASTERPLANNING

pmdl.com.au

DATE: 06/02/24
D: 25/02/24
C: 06/05/24
SCALE: 1:2000@A0

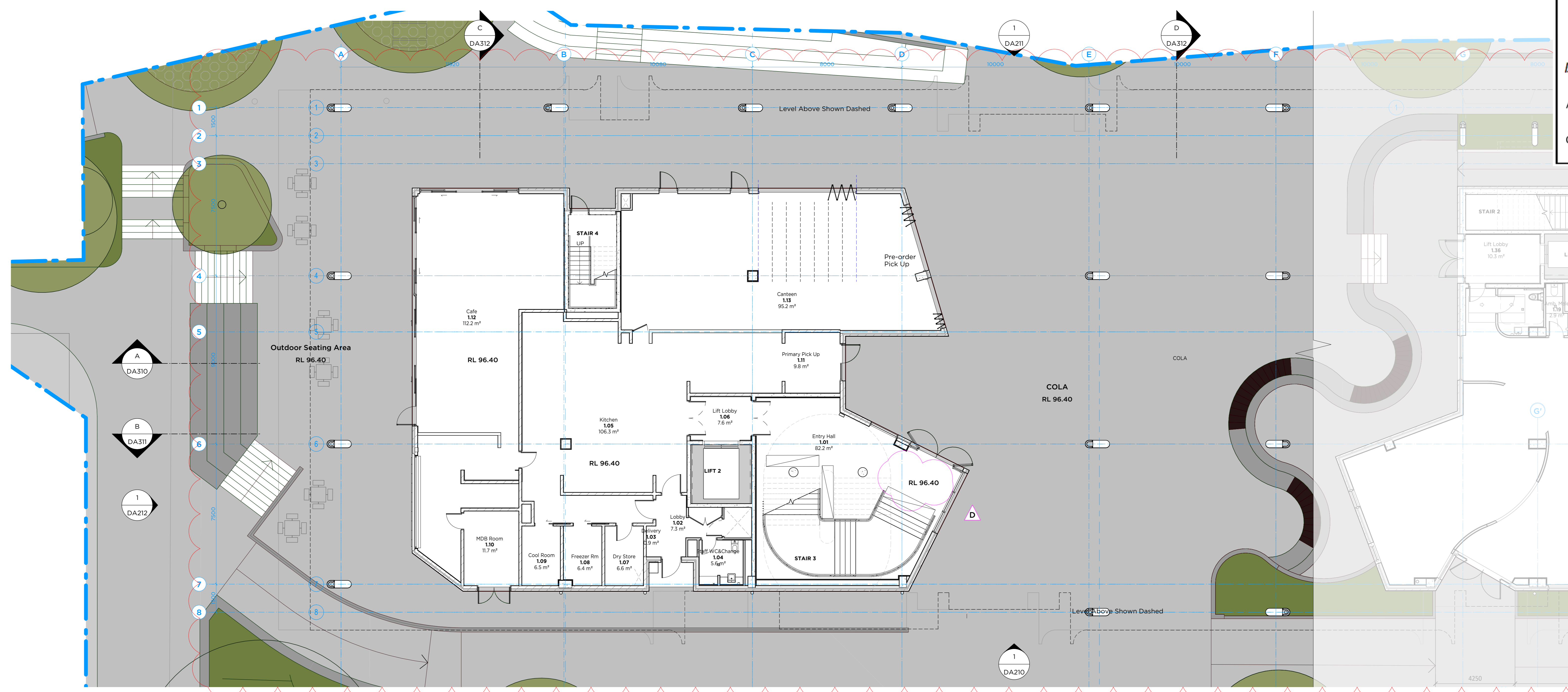
PROJECT: WCC Masterplan + Stage 1 Works

CLIENT: William Clarke College

DRAWING: Stage 1 Site Plan

DATE: Aug 2022
SCALE: 1:2000@A0

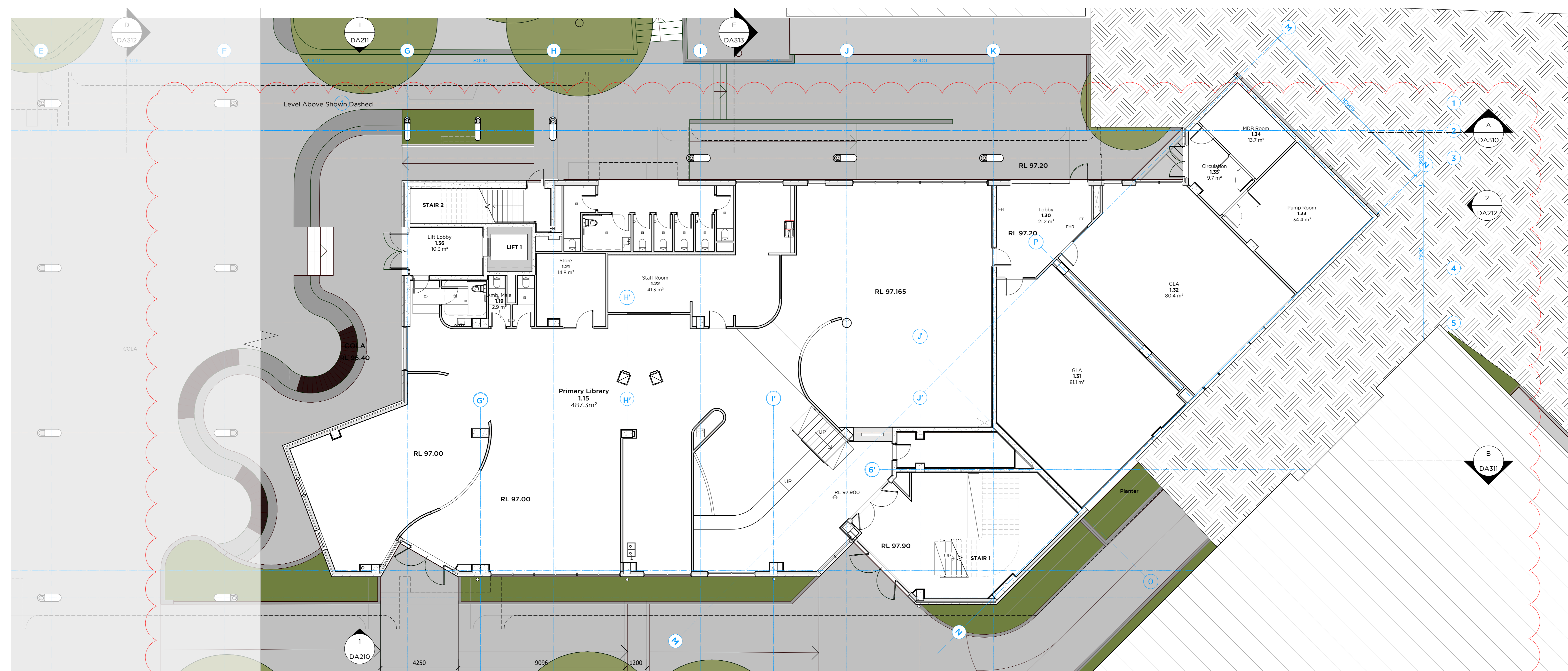




01 PLAN
Level 0 (Ground) - Part A
Scale 1:100

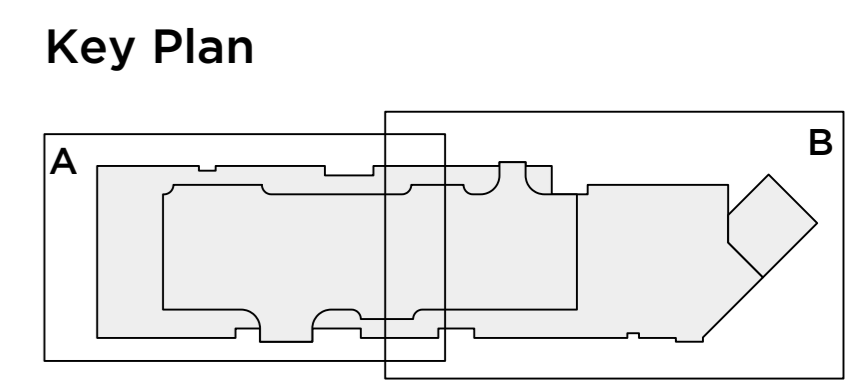
- Legend**
- Stage 1 Works Boundary
 - Existing Buildings
 - Existing Trees
 - Proposed Trees

- MODIFICATION AMENDMENT:**
-Amended Landscape at COLA and Ground Floor Building interface.
-Updated internal canteen cafe and back of house planning.
-Stair lobby door location updated.
-Access points to canteen and order pick-up areas amended.
-Ground floor columns shifting from grid 3 to grid 1.



02 PLAN
Level 0 (Ground) - Part B
Scale 1:100

- MODIFICATION AMENDMENT:**
-Amended Landscape at COLA and Ground Floor Building interface.
-Updated general internal planning
-Updated primary library entry and stair access points.
-Updated plant room layout.
-Ground floor columns shifted to Grid 3.

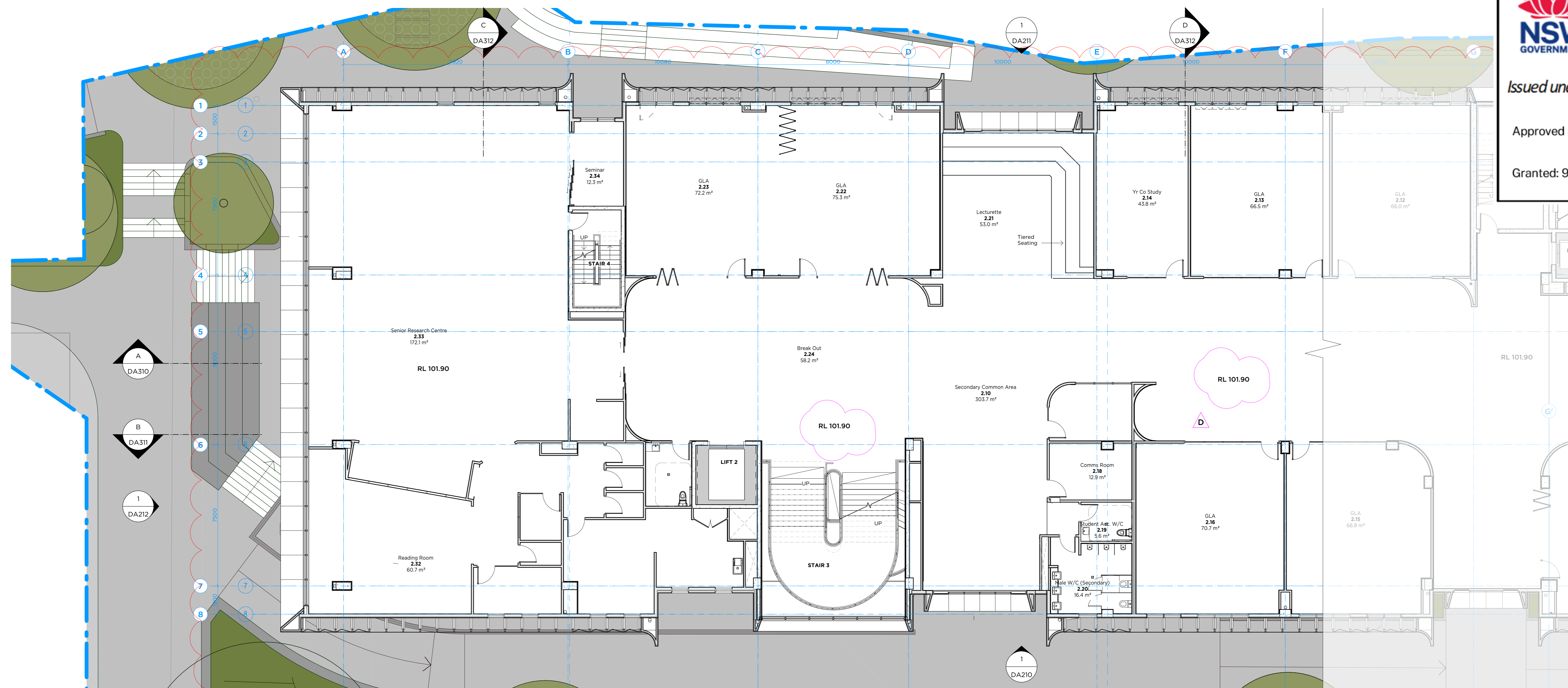


D	25/03/24	Additional RIL added
C	06/05/24	Issue for Modification
B	06/09/22	SSD Submission
A	06/09/22	SSD Submission
PI	06/07/22	ISSUE FOR CLIENT APPROVAL
ISSUE	06/09/22	ISSUE

DO NOT SCALE DRAWINGS. USE DIMENSIONS ONLY.
CHECK ALL DIMENSIONS ON SITE BEFORE ANY MANUFACTURE OR CONSTRUCTION.

PMDL ARCHITECTURE INTERIORS MASTERPLANNING

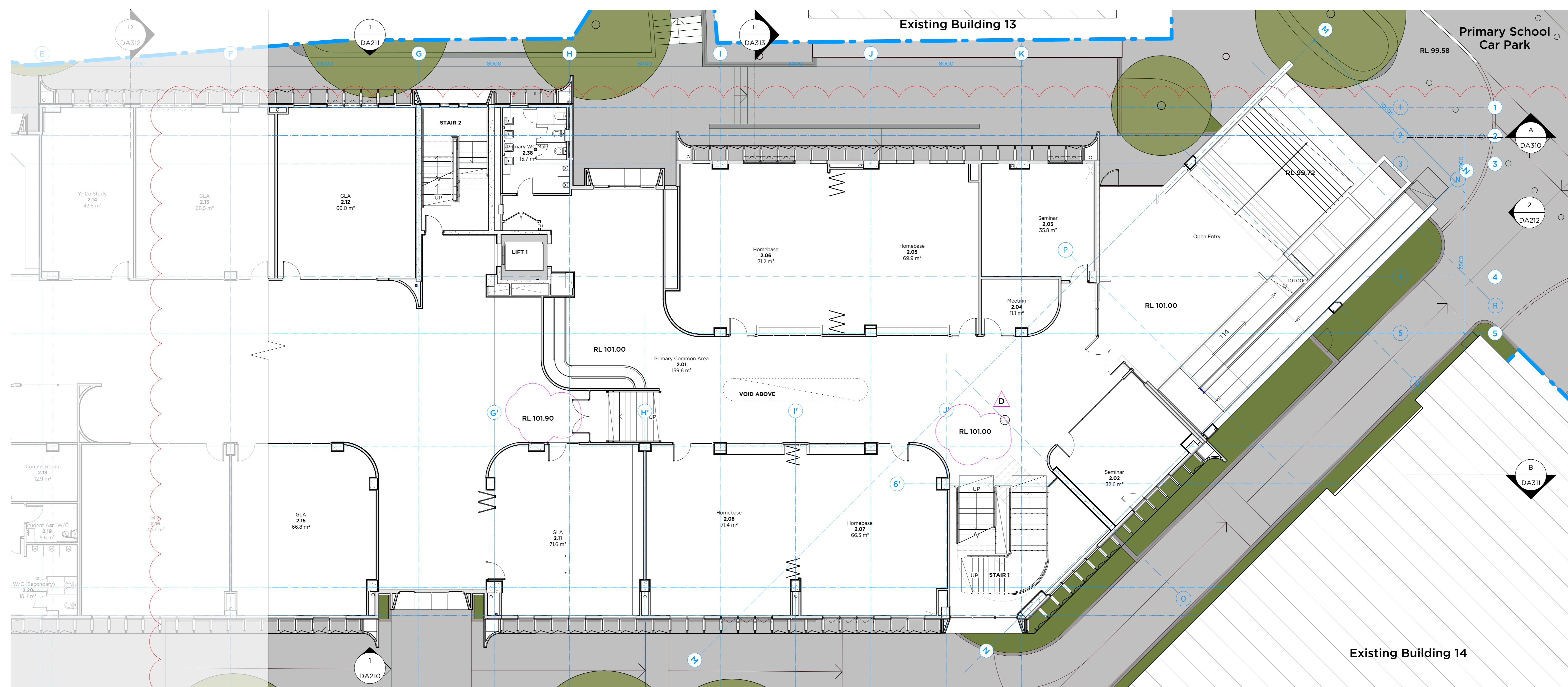
pmidl.com.au
 WCC Masterplan + Stage 1 Works
 Client: William Clarke College
 Stage 1 Plan-Level 0 (Ground)
 10 Morris Grove, Kellyville NSW 2155
 DATE: Aug 2022 DRAWN: LL PROJECT: WCC SUPER: IZ
 SCALE: 1:100@A0 GRID: AP 3015 **DA110** D



- Legend**
- Stage 1 Works Boundary
 - Existing Buildings
 - Existing Trees
 - Proposed Trees

MODIFICATION AMENDMENT:
-Updated internal planning.
-Adjusted Eastern and Western facade window locations to suit adjusted layouts.
-Planters removed on Northern facade.

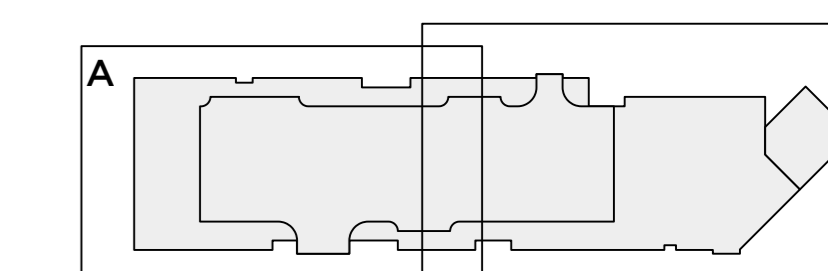
01 PLAN
Level 1 - Part A
Scale 1:100



MODIFICATION AMENDMENT:
-Updated internal planning.
-Adjusted Eastern and Western facade window locations to suit adjusted layouts.
-Adjusted Primary entry and entry ramp

02 PLAN
Level 1 - Part B
Scale 1:100

Key Plan



D 25/03/24 Additional RIL added
C 06/05/24 Issue for Modification
B 06/09/22 SSD Submission
A 08/09/22 SSD Submission
PI 08/07/22 ISSUE FOR CLIENT APPROVAL
ISSUE DATE

DO NOT SCALE DIMENSIONS. USE DIMENSIONS OVERLAY ONLY.
DIMENSIONS TO FACE UNLESS OTHERWISE SPECIFIED.

0m 50m 100m

PMDL ARCHITECTURE INTERIORS MASTERPLANNING

pmddl.com.au

WCC Masterplan + Stage 1 Works

CLIENT William Clarke College

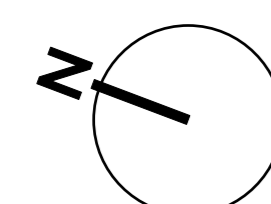
DRAWING Stage 1 Plan-Level 1

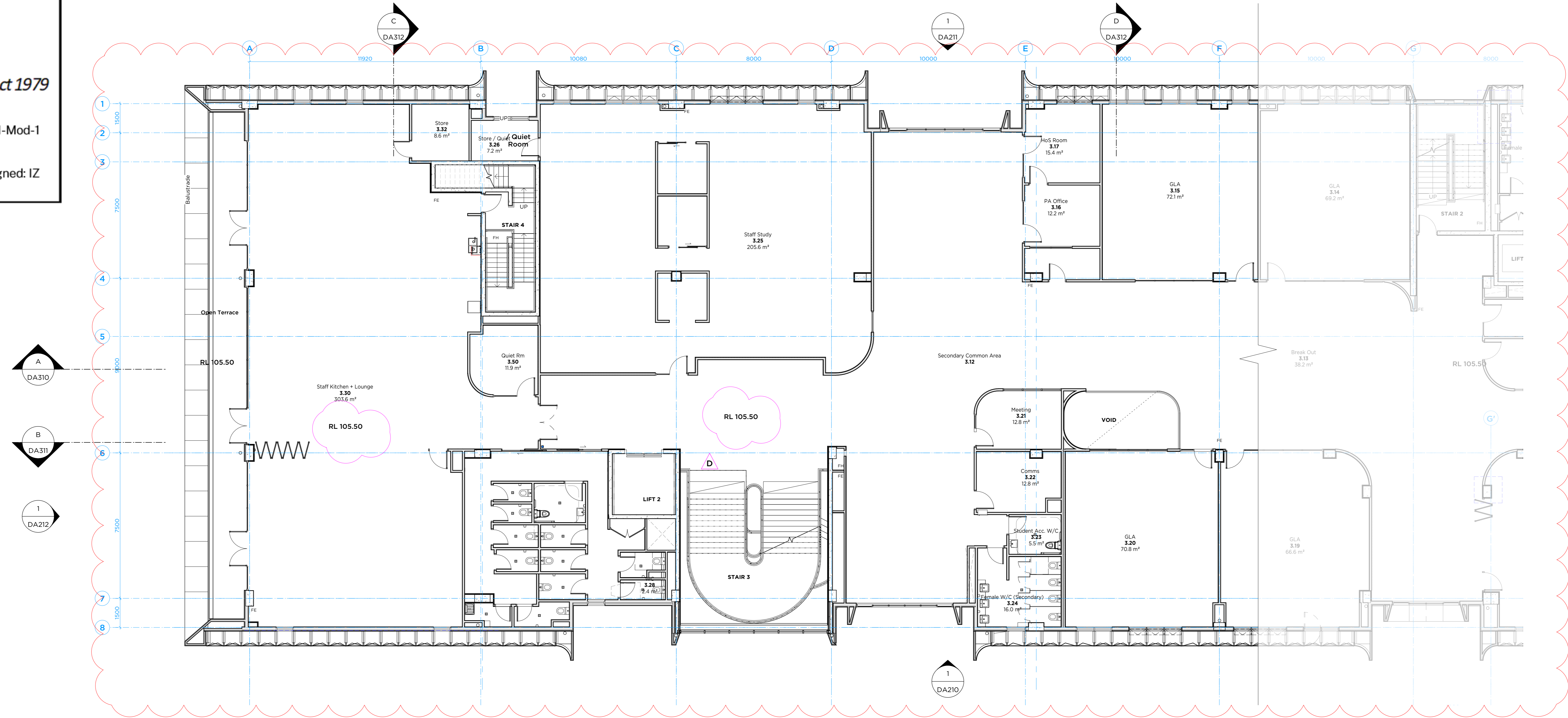
CLIENT REF & CONTRACT 10 Morris Grove, Kellyville NSW 2155

DATE Aug 2022 DRAWN LL PROJECTE LL GROUP

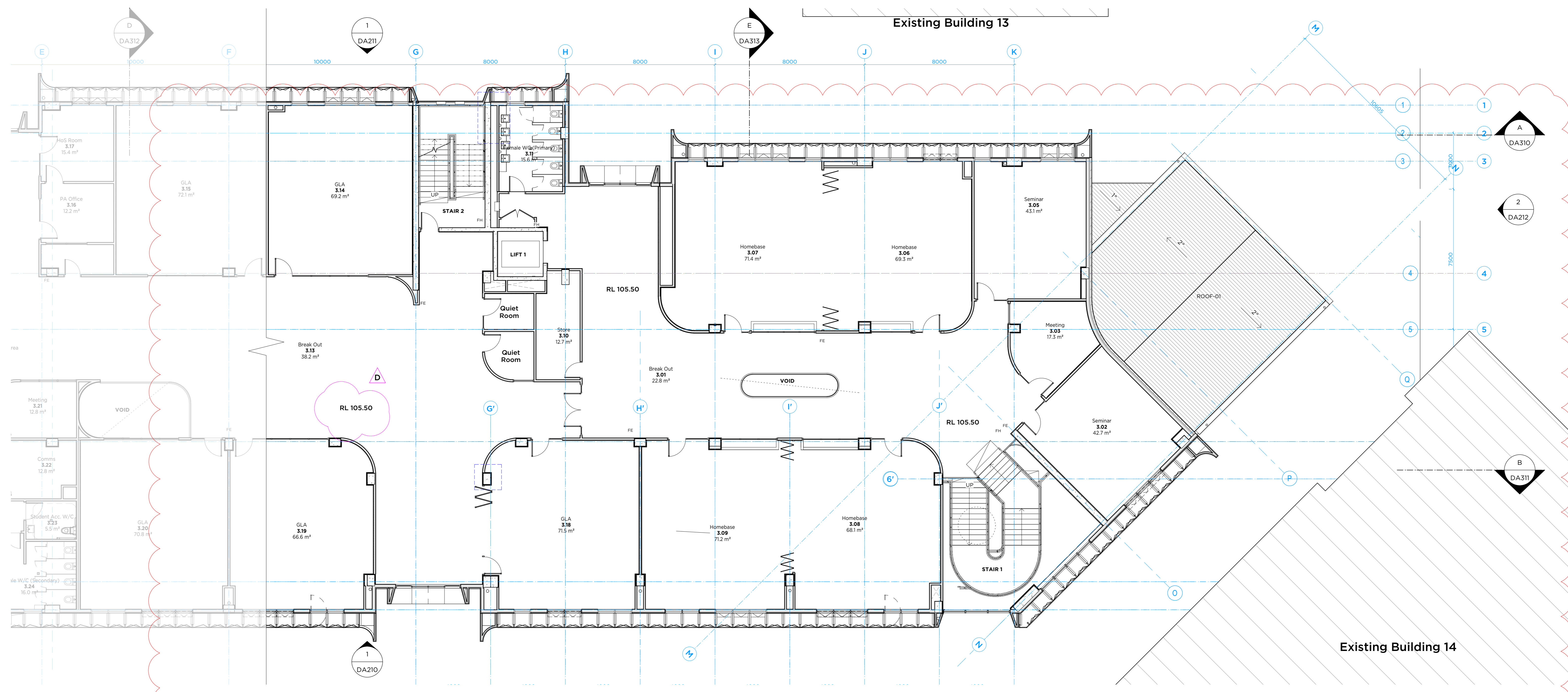
SCALE 1:100@A0

3015 DA111 D





01 PLAN
Level 02 - Part A
Scale 1:100



02 PLAN
Level 2 - Part B
Scale 1:100

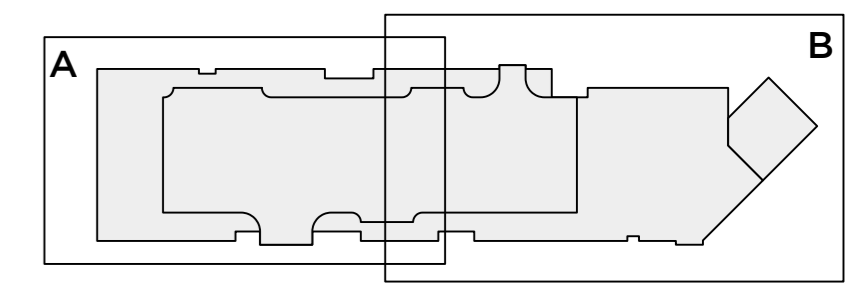
Legend

- Stage 1 Works Boundary
- Existing Buildings

MODIFICATION AMENDMENT:
-Updated internal planning.
-Adjusted Eastern and Western facade window locations to suit adjusted layouts.
-Northern facade balcony adjusted.
-Planters removed on Eastern and Western facade.

MODIFICATION AMENDMENT:
-Updated internal planning.
-Adjusted Eastern and Western facade window locations to suit adjusted layouts.
-Planters removed on Eastern and Western facade.
-Extent of awning roof above Primary Entry reduced.

Key Plan

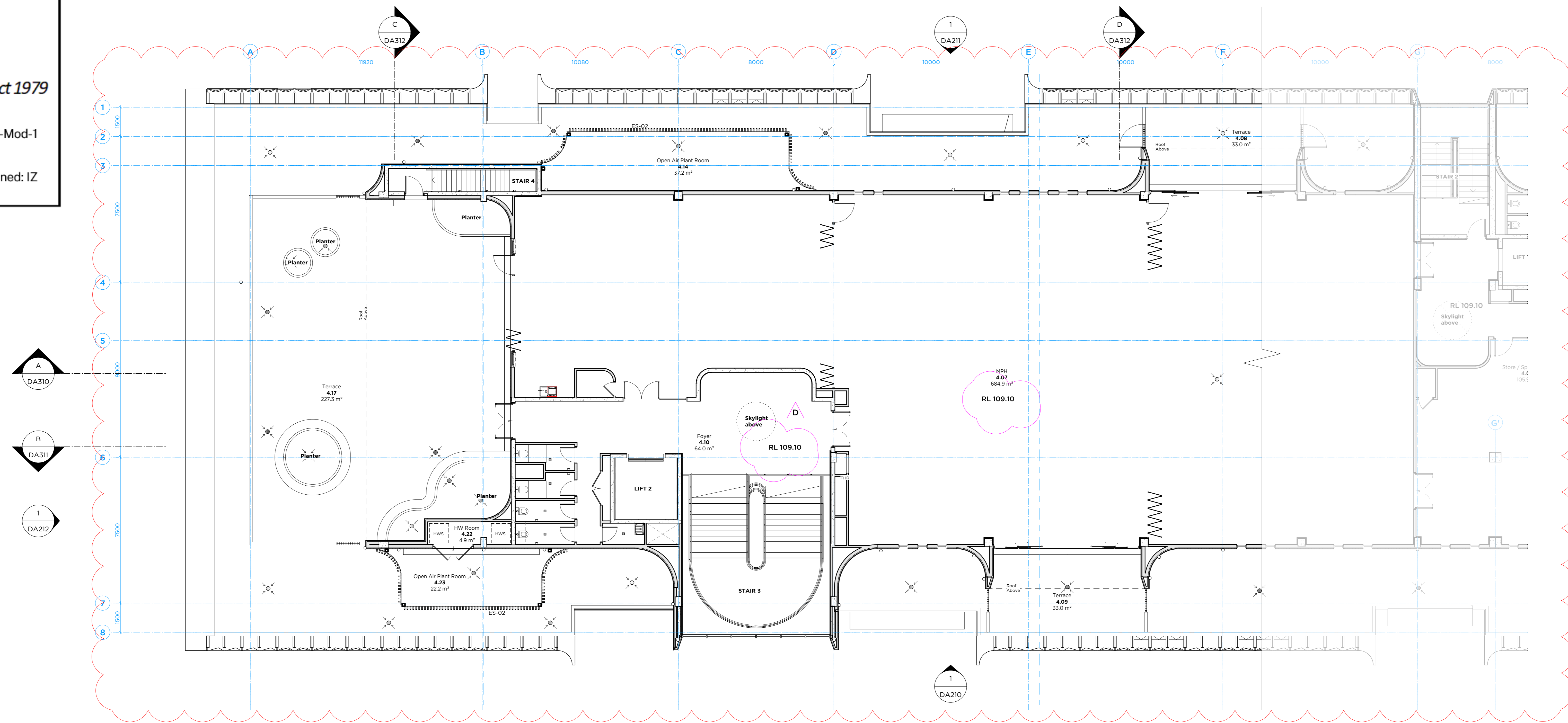


D	25/03/24	Additional RIL added
C	06/05/24	Issue for Modification
B	16/09/22	SSD Submission
A	16/09/22	SSD Submission
PI	16/07/22	ISSUE FOR CLIENT APPROVAL

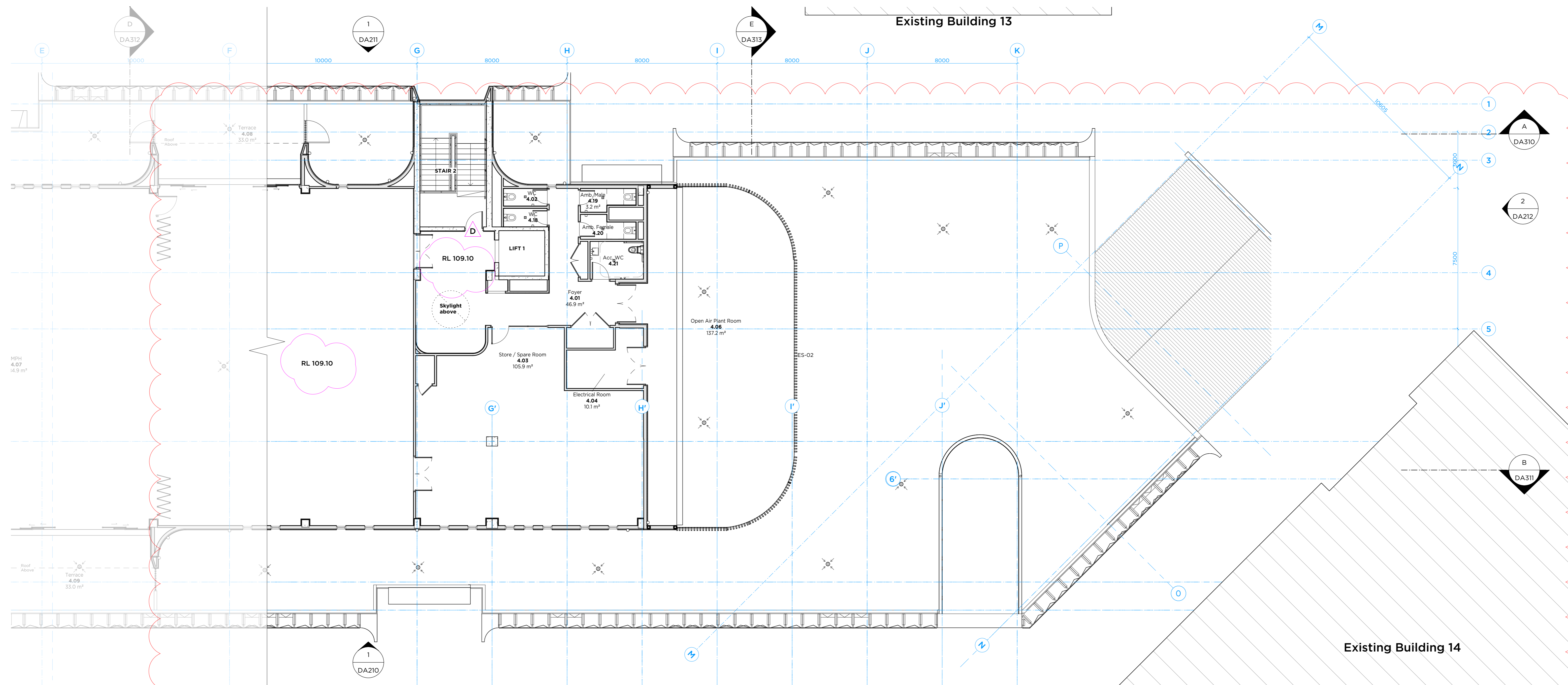
PMDL ARCHITECTURE INTERIORS MASTERPLANNING

WCC Masterplan + Stage 1 Works
Client: William Clarke College
Stage 1 Plan-Level 2
10 Morris Grove, Kellyville NSW 2155
Aug 2022
Scale: 1:100@A0





01 PLAN
Level 03 - Part A
Scale 1:100



02 PLAN
Level 3 - Part B
Scale 1:100

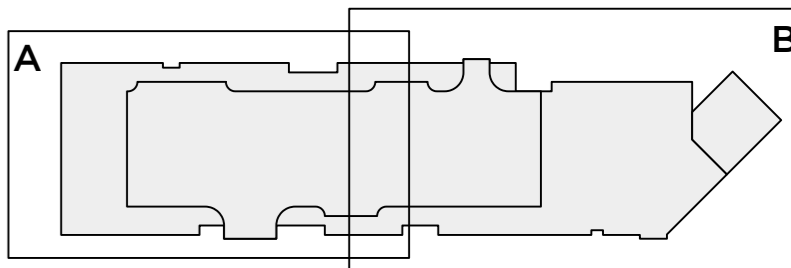
Legend

- Stage 1 Works Boundary
- Existing Buildings

MODIFICATION AMENDMENT:
-Updated internal planning.
-Adjusted Eastern and Western facade window locations to suit adjusted layouts.
-Mechanical services development with distributed open plant areas (4.14 & 4.23)

MODIFICATION AMENDMENT:
-Updated internal planning.
-Adjusted Eastern and Western facade window locations to suit adjusted layouts.

Key Plan



D	25/03/24	Additional RIL added
C	06/05/24	Issue for Modification
B	16/09/22	SSD Submission
A	18/09/22	SSD Submission
PI	18/07/22	ISSUE FOR CLIENT APPROVAL
ISSUE		

DO NOT SCALE DIMENSIONS. USE DIMENSIONS ONLY.
CHECK ALL DIMENSIONS ON SITE BEFORE ANY MANUFACTURE OR CONSTRUCTION.

PMDL ARCHITECTURE INTERIORS MASTERPLANNING

PROJECT: WCC Masterplan + Stage 1 Works

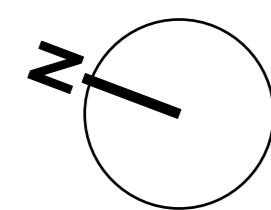
CLIENT: William Clarke College

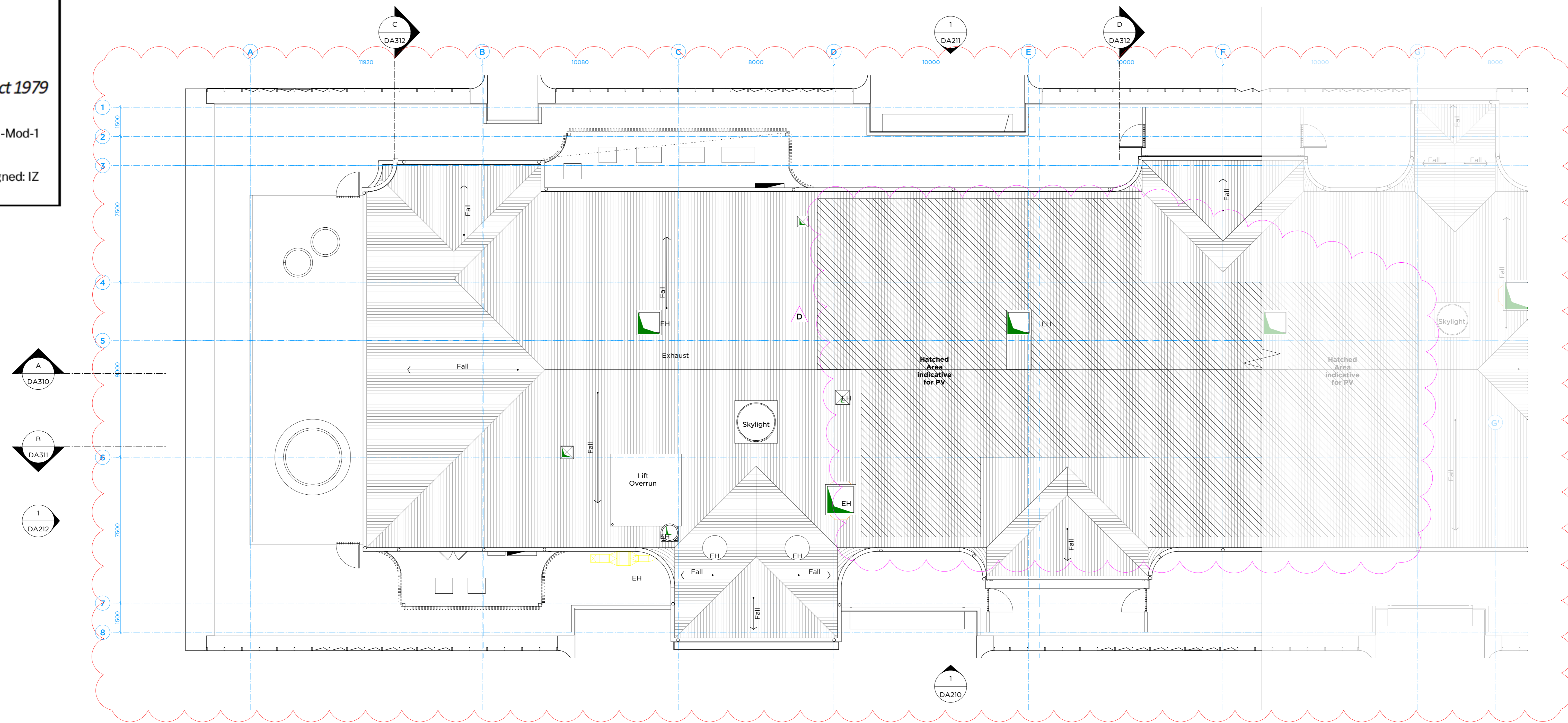
DRAWING: Stage 1 Plan-Level 3

CLIENT REF & CONTACT: 10 Morris Grove, Kellyville NSW 2155

DATE: Aug 2022 DRAWN: LL PROJECT: WCC

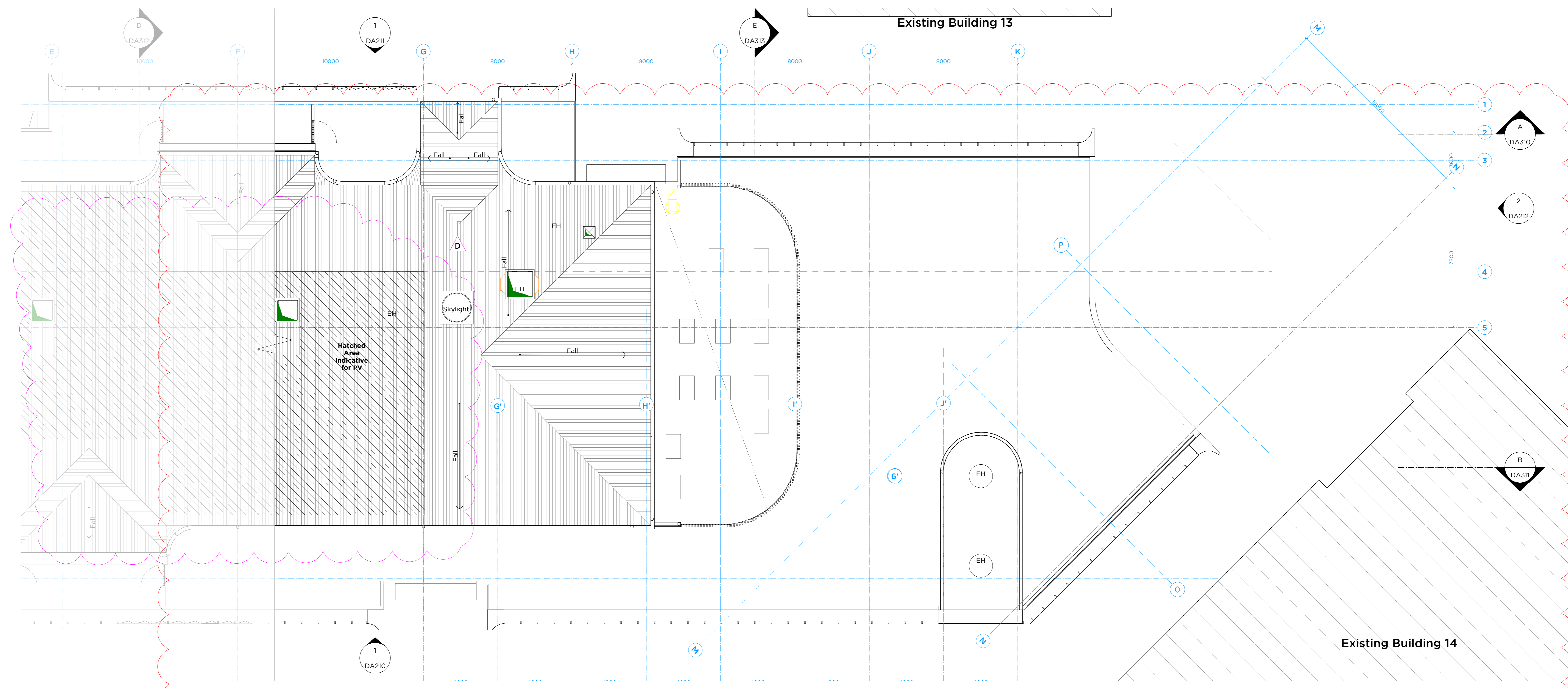
SCALE: 1:100@A0 CHECK: AP 3015 DA113 D





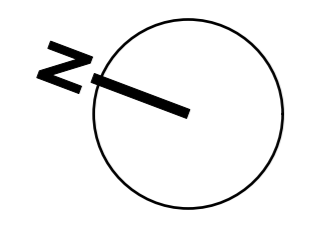

01 PLAN
Roof - Part A
Scale 1:100

MODIFICATION AMENDMENT:
-Mechanical Roof top vents and exhausts added



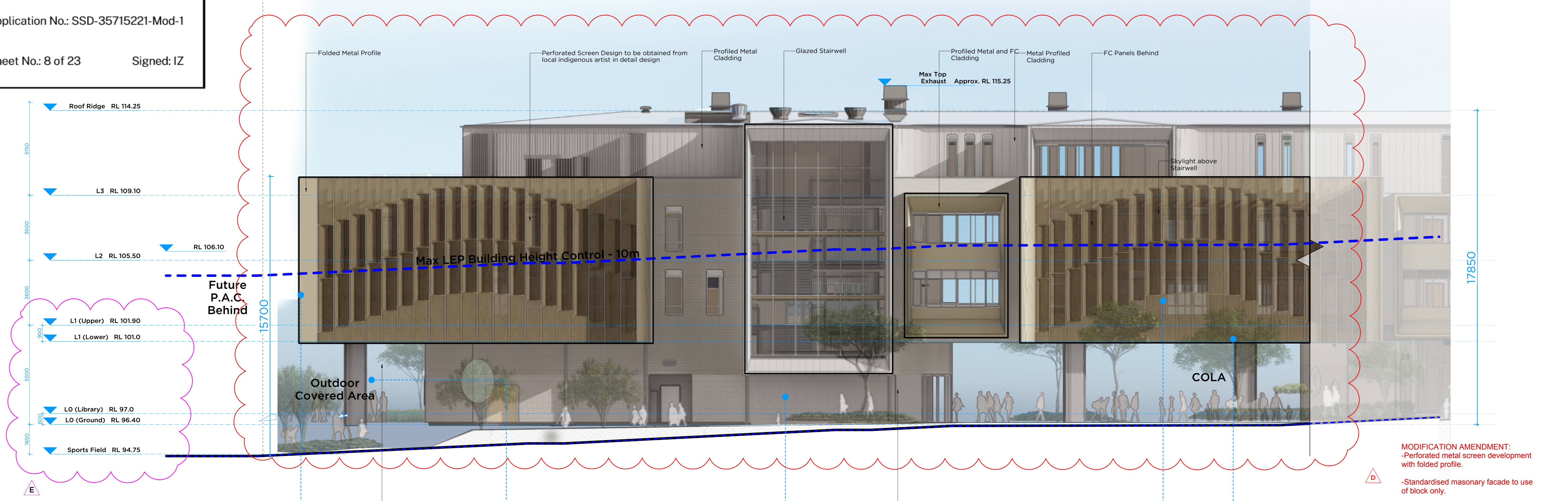
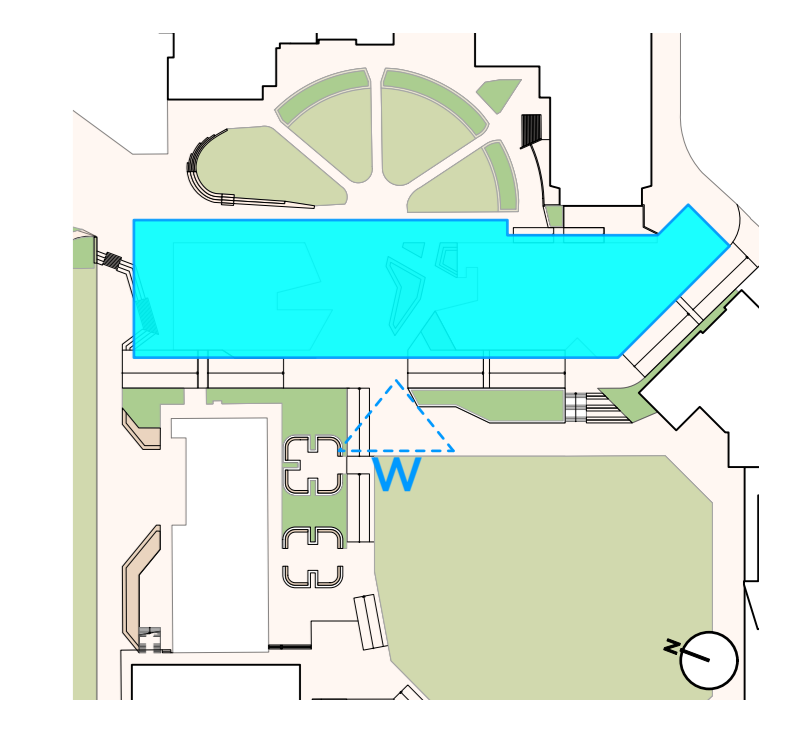
02 PLAN
Roof - Part B
Scale 1:100

MODIFICATION AMENDMENT:
-Mechanical Roof top vents and exhausts added



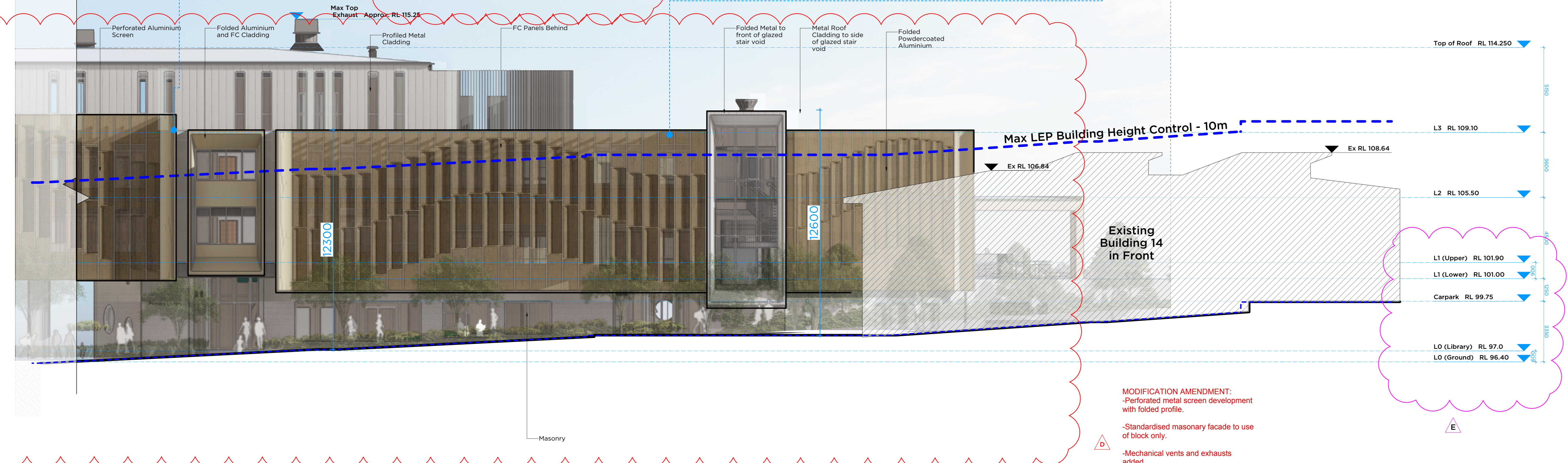


D 25/03/24 Additional RLS added
 C 06/05/24 Issue for Modification
 B 16/09/22 SSD Submission
 A 18/02/22 SSD Submission
 P1 18/07/22 ISSUE FOR CLIENT APPROVAL
 ISSUE DATE
 DO NOT SCALE DIMENSIONS, USE DIMENSIONS ONLY
 DIMENSIONS TO FACE UNLESS OTHERWISE SPECIFIED
 0mm 50mm 100mm

PMDL ARCHITECTURE INTERIORS MASTERPLANNING
 pmdl.com.au
 10 Morris Grove, Kellyville NSW 2155
 PROJECT: WCC Masterplan + Stage 1 Works
 CLIENT: William Clarke College
 DRAWING: Stage 1 Plan-Roof
 CLIENT REF & CONTRACT: 10 Morris Grove, Kellyville NSW 2155
 DATE: Aug 2022 DRAWN: LL PROJECT: WCC
 SCALE: 1:100@A0 CHECK: AP 3015 DA114 D



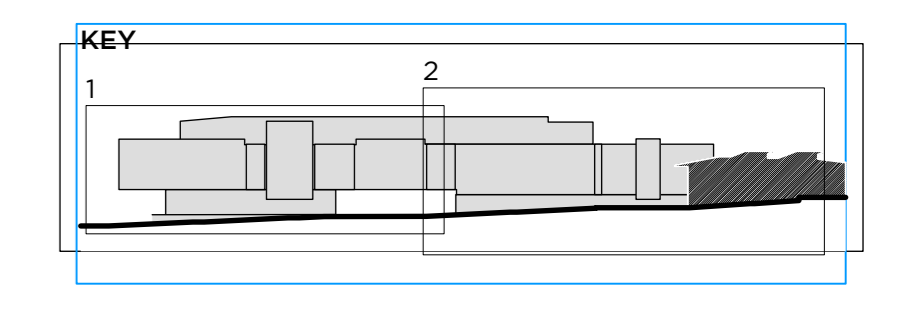
01 ELEVATION
West Elevation (Part 1)
Scale 1:100

- MODIFICATION AMENDMENT:**
- Perforated metal screen development with folded profile.
 - Standardised masonry facade to use of block only.
 - Mechanical vents and exhausts added.
 - Simplified ground level concrete columns.
 - Planters removed on Western facade.



02 ELEVATION
West Elevation (Part 2)
Scale 1:100

- MODIFICATION AMENDMENT:**
- Perforated metal screen development with folded profile.
 - Standardised masonry facade to use of block only.
 - Mechanical vents and exhausts added.
 - Simplified ground level concrete columns.
 - Screen to additional level 3 plant room to match colour of adjacent facade.
 - Ground level openings developed.
 - Planters removed on Western facade.



E	25/6/24	Additional RLs added
D	19/02/24	Issue for Modification
C	5/24/23	Response to Submission
B	16/9/22	SSD Submission
A	18/8/22	SSD Submission
PI	18/7/22	ISSUE FOR CLIENT APPROVAL
ISSUE		REVISION

DO NOT SCALE DIMENSIONS. USE DIMENSIONS ONLY.
 DIMENSIONS TO FACE UNLESS OTHERWISE SPECIFIED.
 0mm 50mm 100mm

PMDL ARCHITECTURE INTERIORS MASTERPLANNING

3015 WCC Campus Heart A

CLIENT: William Clarke College

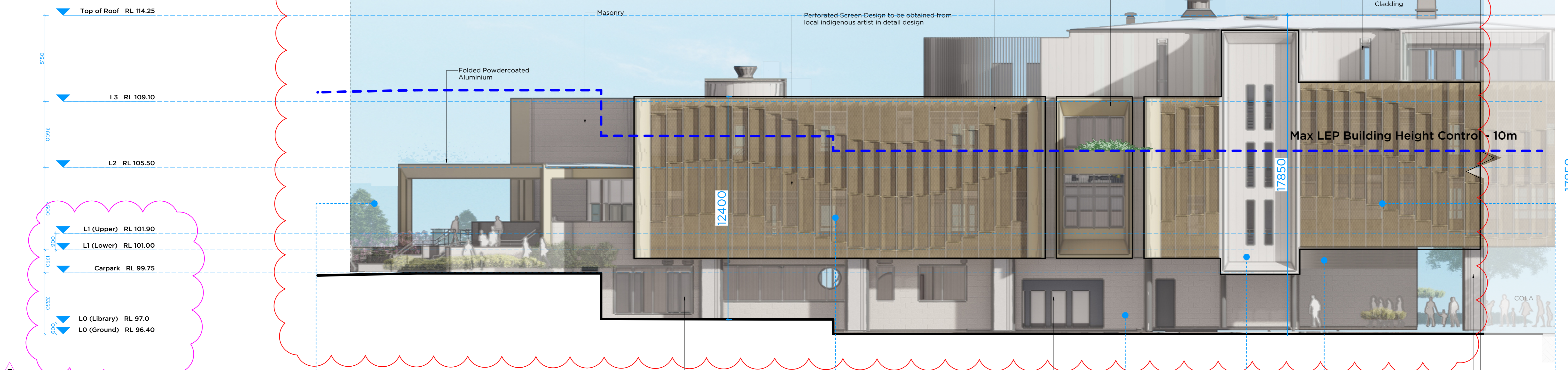
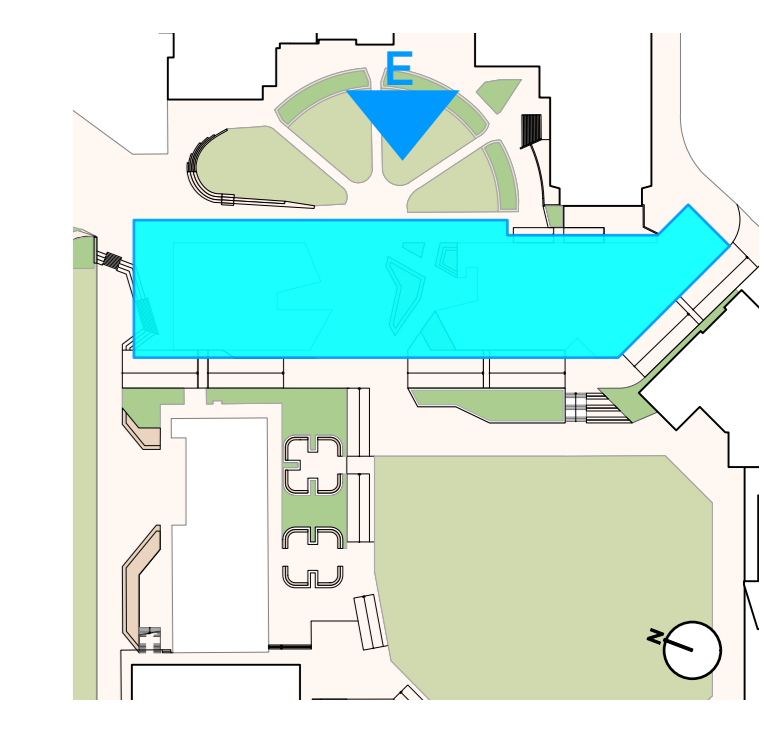
STAGE: Stage 1 Elevations

DATE: Aug 2022

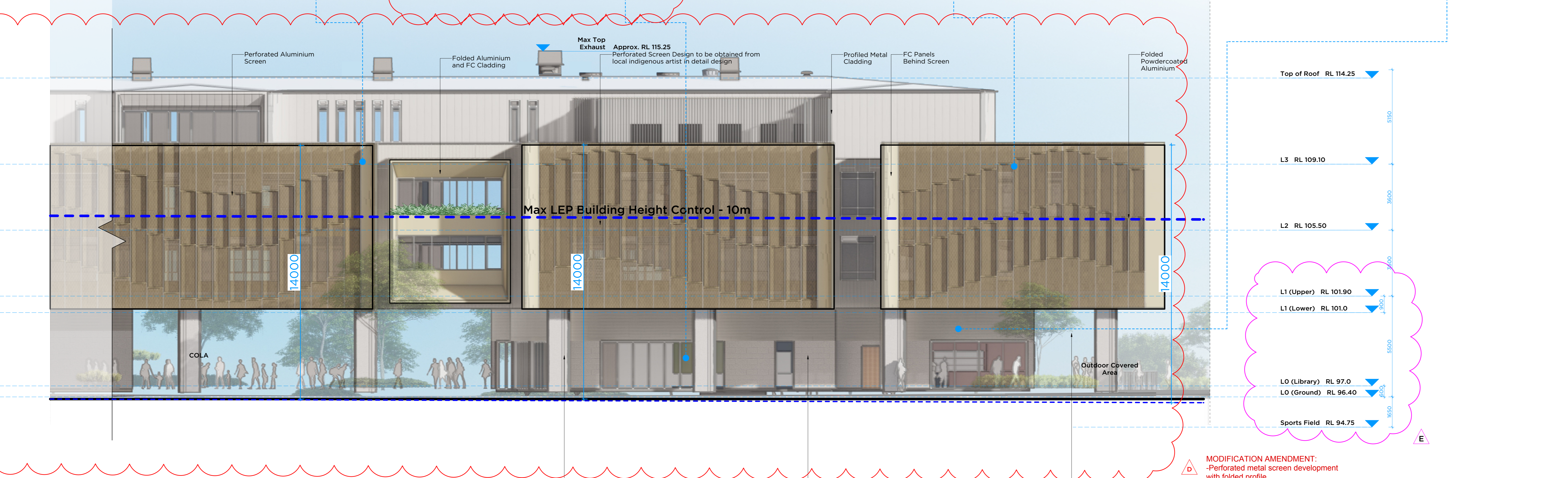
SCALE: 1:100@A0

PROJECT: 3015 DA210 E

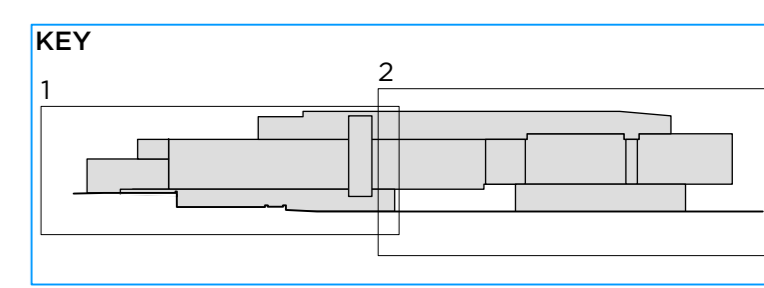




- MODIFICATION AMENDMENT:**
- Perforated metal screen development with folded profile.
 - Standardised masonry facade to use of block only.
 - Mechanical vents and exhausts added.
 - Simplified ground level concrete columns.
 - Remove screen to primary entry.
 - Planters removed on Eastern facade.



- MODIFICATION AMENDMENT:**
- Perforated metal screen development with folded profile.
 - Standardised masonry facade to use of block only.
 - Mechanical vents and exhausts added.
 - Simplified ground level concrete columns.
 - Screen to additional level 3 plant room to match colour of adjacent facade.
 - Ground level openings developed.
 - Planters removed on Eastern facade.



DO NOT SCALE DIMENSIONS. USE PROJECT DIMENSIONS ONLY.
CHECK ALL DIMENSIONS ON SITE BEFORE ANY MANUFACTURE OR CONSTRUCTION.

NO.	DATE	REVISION
E	25/8/24	Additional RLs added
D	19/02/24	Issue for Modification
C	5/2/23	Response to Submission
B	16/9/22	SSD Submission
A	18/8/22	SSD Submission
PI	18/7/22	ISSUE FOR CLIENT APPROVAL
ISSUE		ISSUE

PMDL ARCHITECTURE INTERIORS MASTERPLANNING

3015 WCC Campus Heart A

CLIENT: William Clarke College

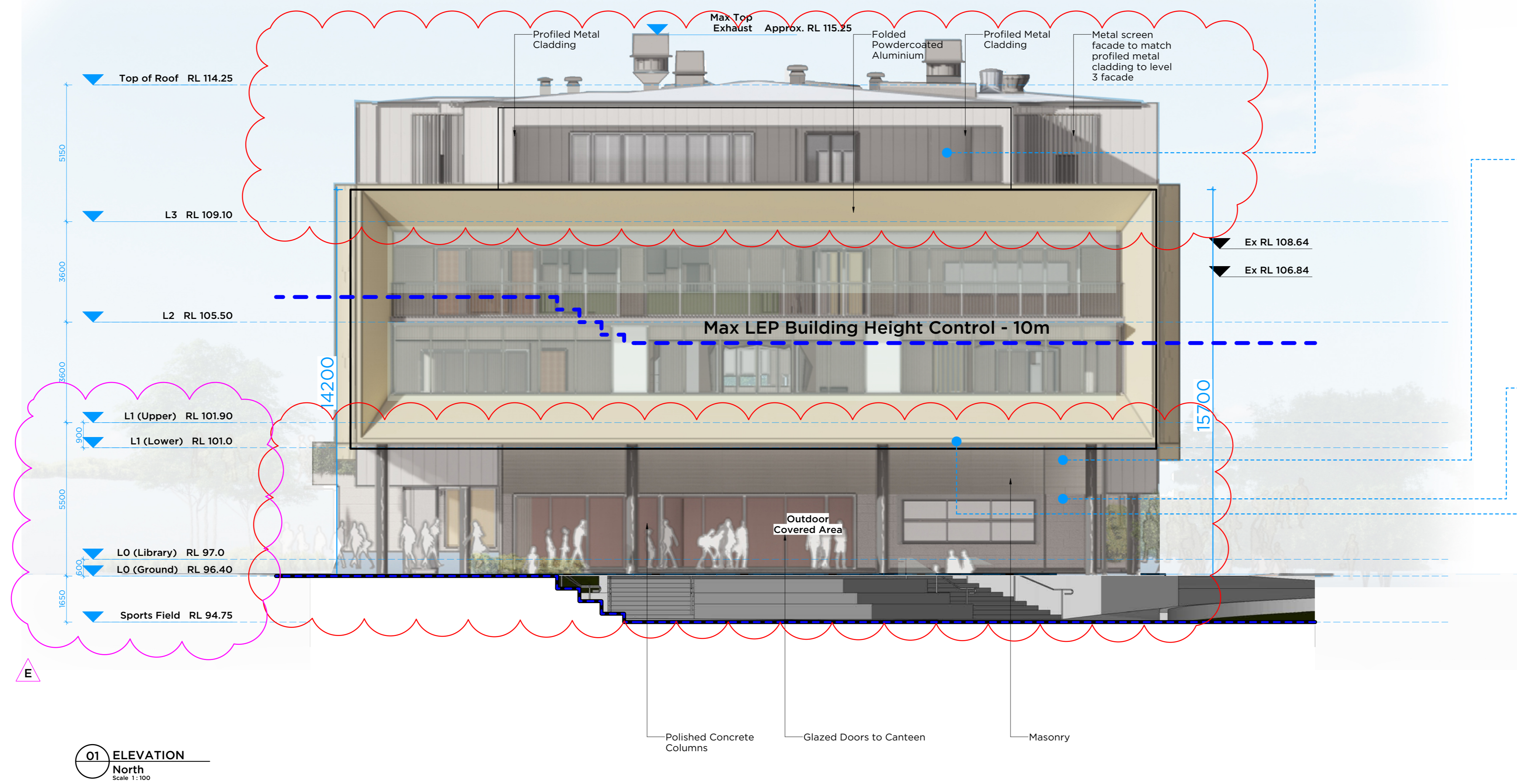
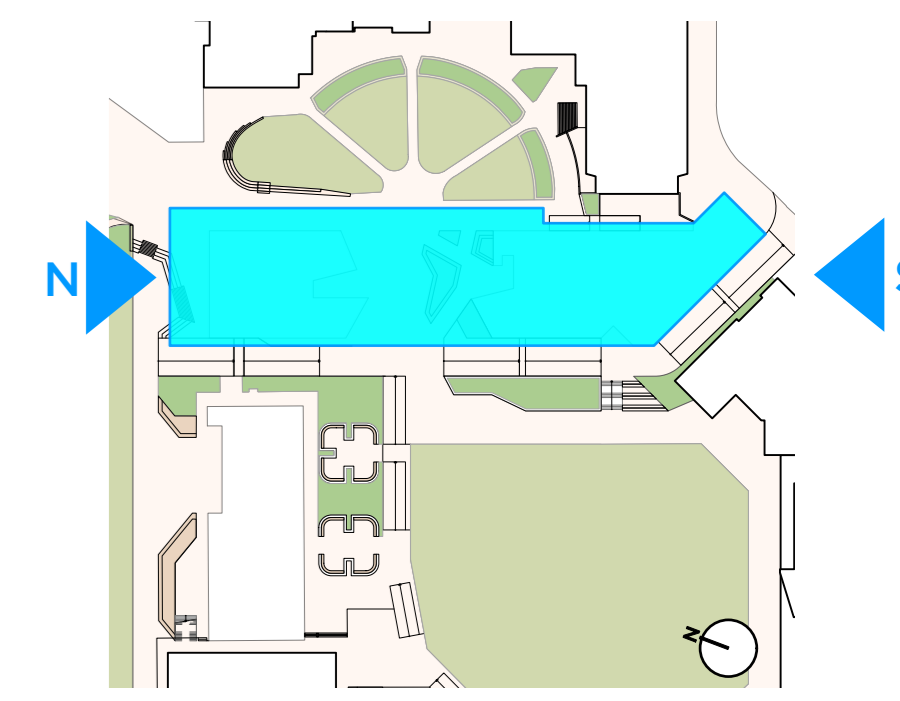
STAGE: Stage 1 Elevations

DATE: Aug 2022

SCALE: 1:100@A0

PROJECT: 3015 DA211






Light toned profilled metal cladding to blend with sky and reduce visual impact of building mass



CFC panels colour light toned

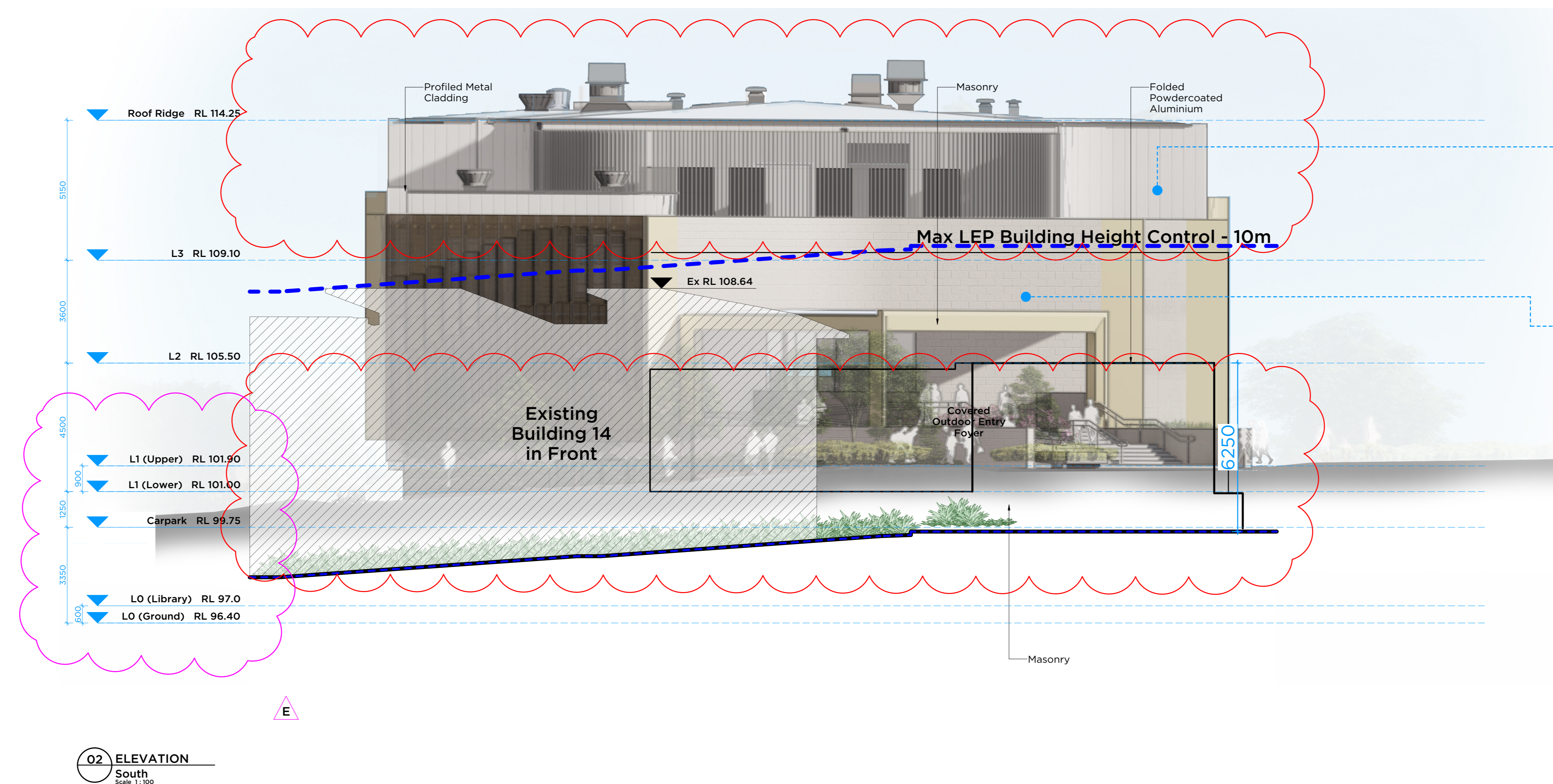


Sandstone blockwork to match newer buildings in the college




FC Soffit - Artwork/Designs to be obtained from local Indigenous Artist in Detail Design Phase

- MODIFICATION AMENDMENT:**
- Standardised masonry facade to use of block only.
 - Mechanical vents and exhausts added.
 - Simplified ground level concrete columns.
 - Cafe facade openings developed.
 - Planters removed on Northern facade.



Light toned profilled metal cladding to blend with sky and reduce visual impact of building mass



Sandstone blockwork to match newer buildings in the college

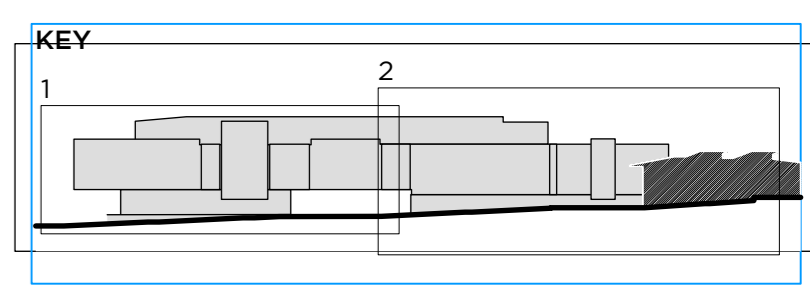
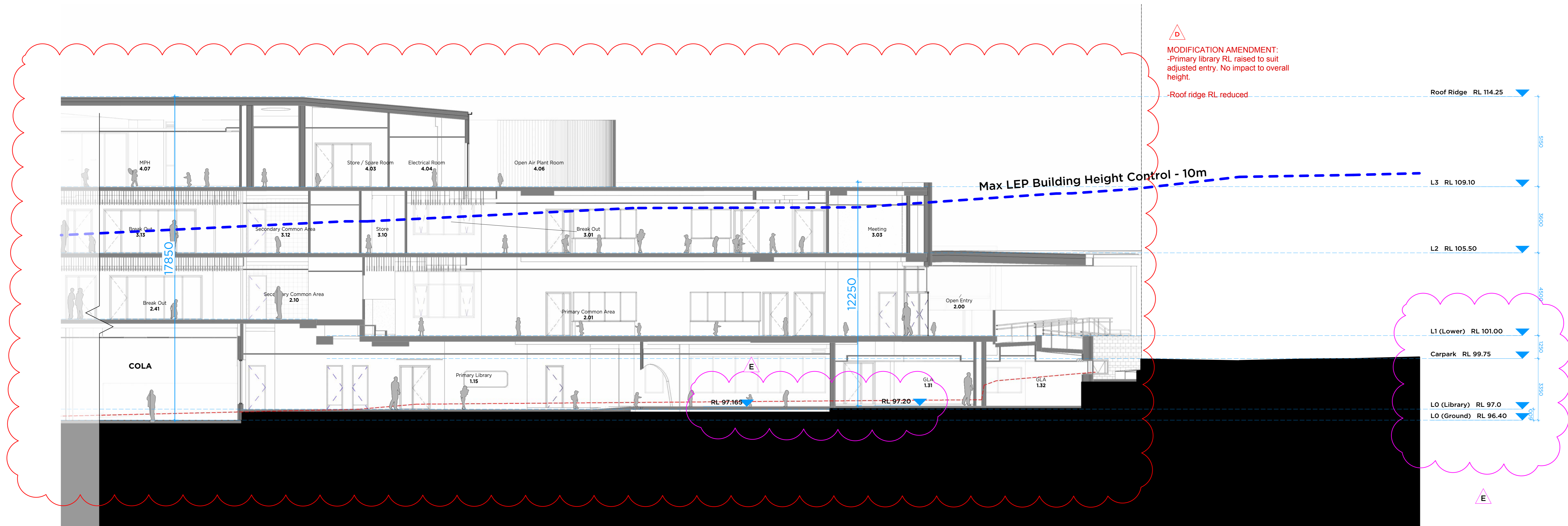
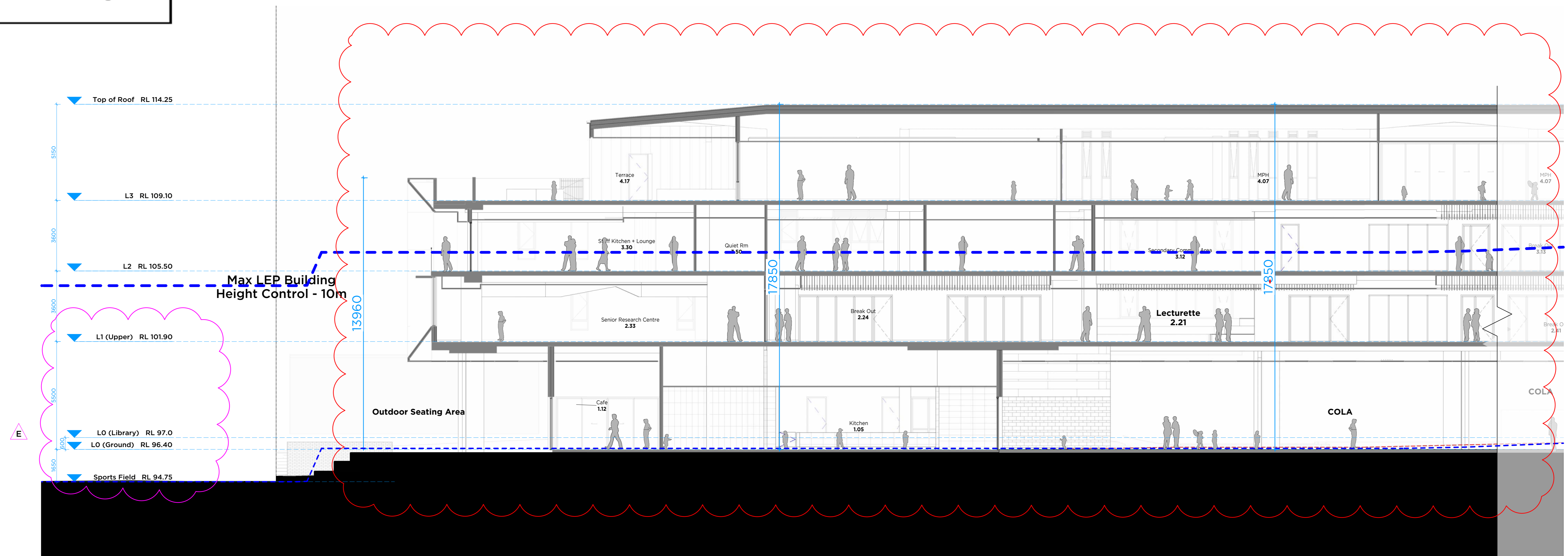
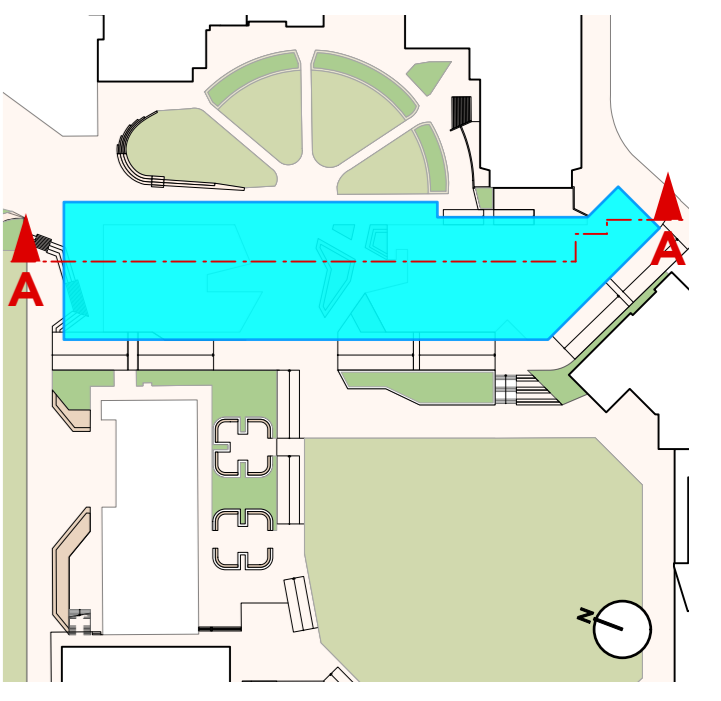
- MODIFICATION AMENDMENT:**
- Mechanical vents and exhausts added.
 - Remove screen to Primary entry
 - Screen to additional level 3 plant room to match colour of adjacent facade
 - Extent of awning roof above Primary Entry reduced.

E	25/6/24	Additional RLs added
D	19/02/24	Issue for Modification
C	5/2/23	Response to Submission
B	16/9/22	SSD Submission
A	18/8/22	SSD Submission
PI	16/7/22	ISSUE FOR CLIENT APPROVAL
ISSUE DATE		

DO NOT SCALE DRAWINGS. USE DIMENSIONS ONLY.
UNLESS OTHERWISE NOTED, ALL DIMENSIONS ARE IN METRES AND MANUFACTURE TO CONSTRUCTION.

0mm 50mm 100mm



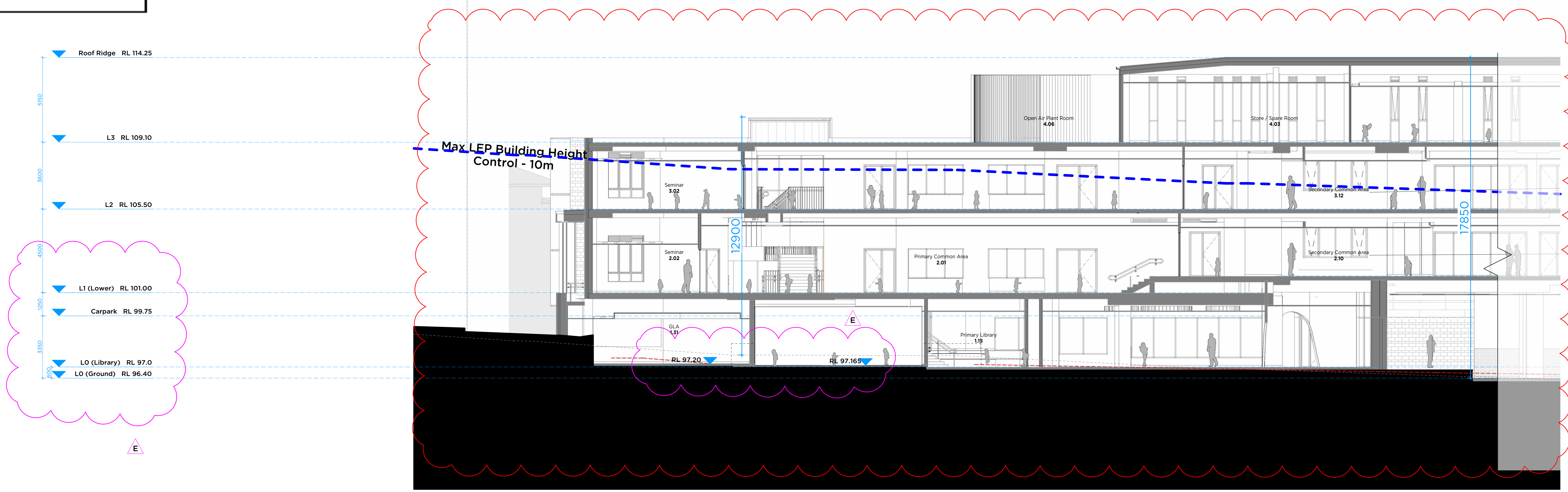
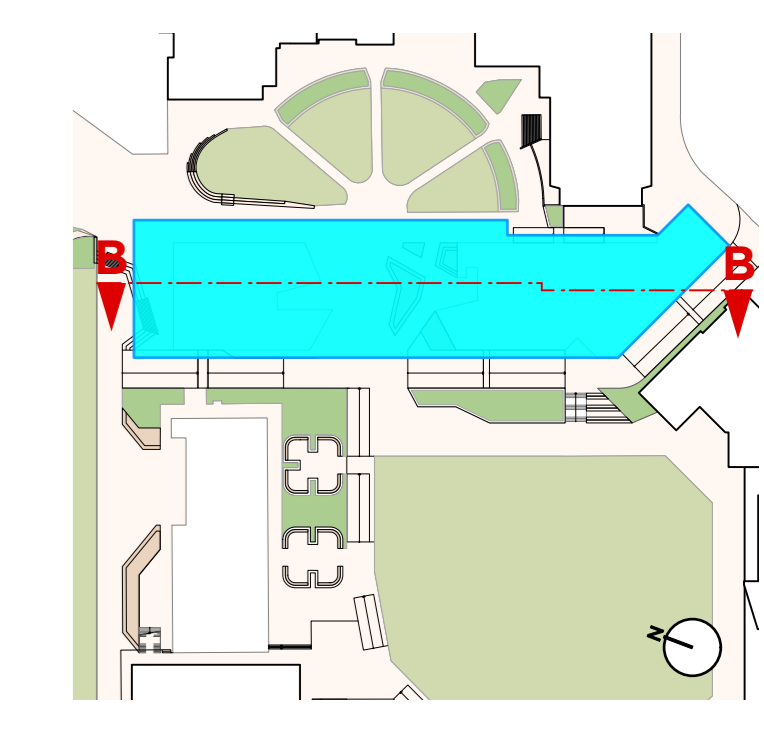


E	25/6/24	Additional RLs added
D	19/02/24	Issue for Modification
C	5/2/23	Response to Submission
B	16/9/22	SSD Submission
A	16/8/22	SSD Submission
PI	16/7/22	ISSUE FOR CLIENT APPROVAL
ISSUE DATE		

DO NOT SCALE DIMENSIONS. USE DIMENSIONS SHOWN ONLY.
UNLESS ALL DIMENSIONS IN THIS SET ARE OTHERWISE SPECIFIED IN CONSTRUCTION.

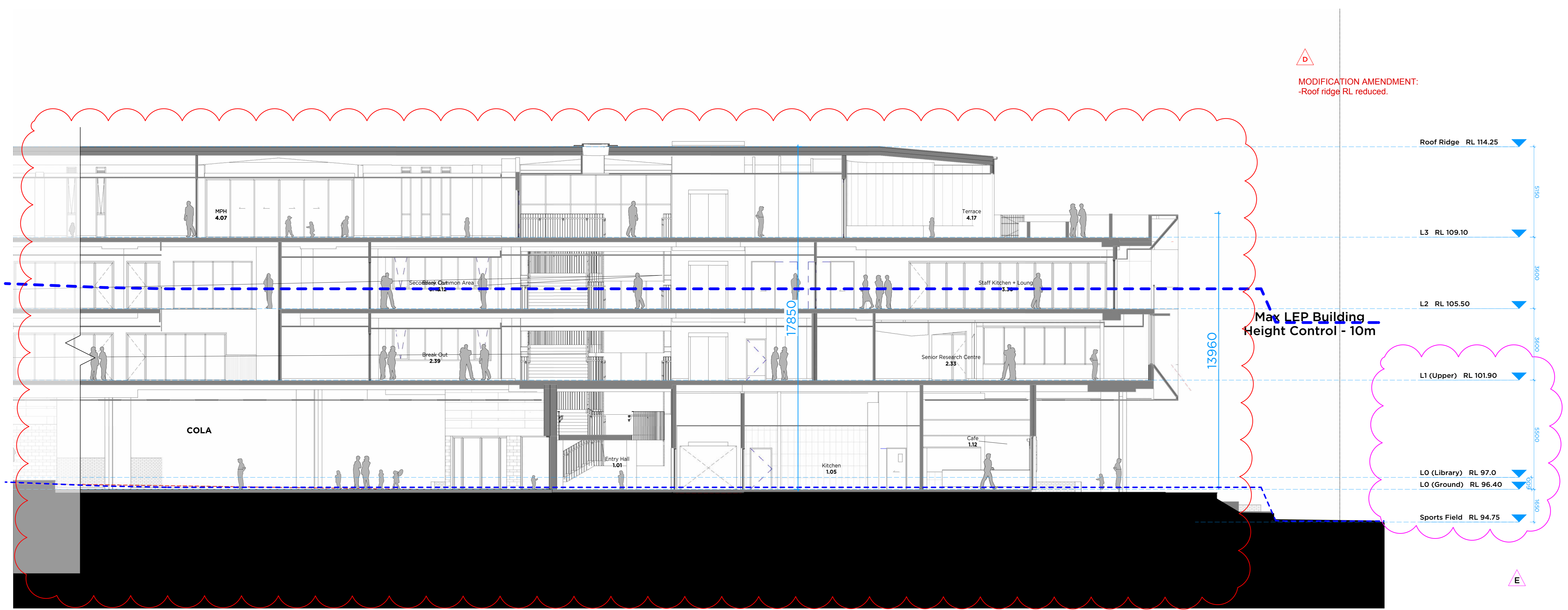
00mm 50mm 100mm





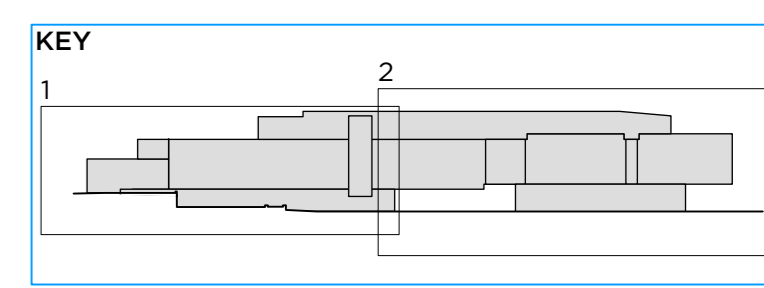
01 SECTION
Section B (Part 1)
Scale 1:100

MODIFICATION AMENDMENT:
-Primary library RL raised to suit adjusted entry. No impact to overall height.
-Roof ridge RL reduced.



02 ELEVATION
Section B (Part 2)
Scale 1:100

MODIFICATION AMENDMENT:
-Roof ridge RL reduced.



KEY

E	25/6/24	Additional RLs added
D	19/02/24	Issue for Modification
C	5/2/23	Response to Submission
B	16/9/22	SSD Submission
A	16/8/22	SSD Submission
PI	16/7/22	ISSUE FOR CLIENT APPROVAL
ISSUE DATE		

DO NOT SCALE DIMENSIONS. USE DIMENSIONS SHOWN ONLY.
UNLESS OTHERWISE SPECIFIED, DIMENSIONS ARE IN METERS AND DECIMALS THEREAFTER.
00mm 50mm 100mm

PMDL ARCHITECTURE INTERIORS MASTERPLANNING

pmdl.com.au

WEBSITE: WWW.PMDL.COM.AU
PMDL ARCHITECTURE INTERIORS MASTERPLANNING
PMDL ARCHITECTURE INTERIORS MASTERPLANNING
PMDL ARCHITECTURE INTERIORS MASTERPLANNING

3015 WCC Campus Heart A

CLIENT: **William Clarke College**

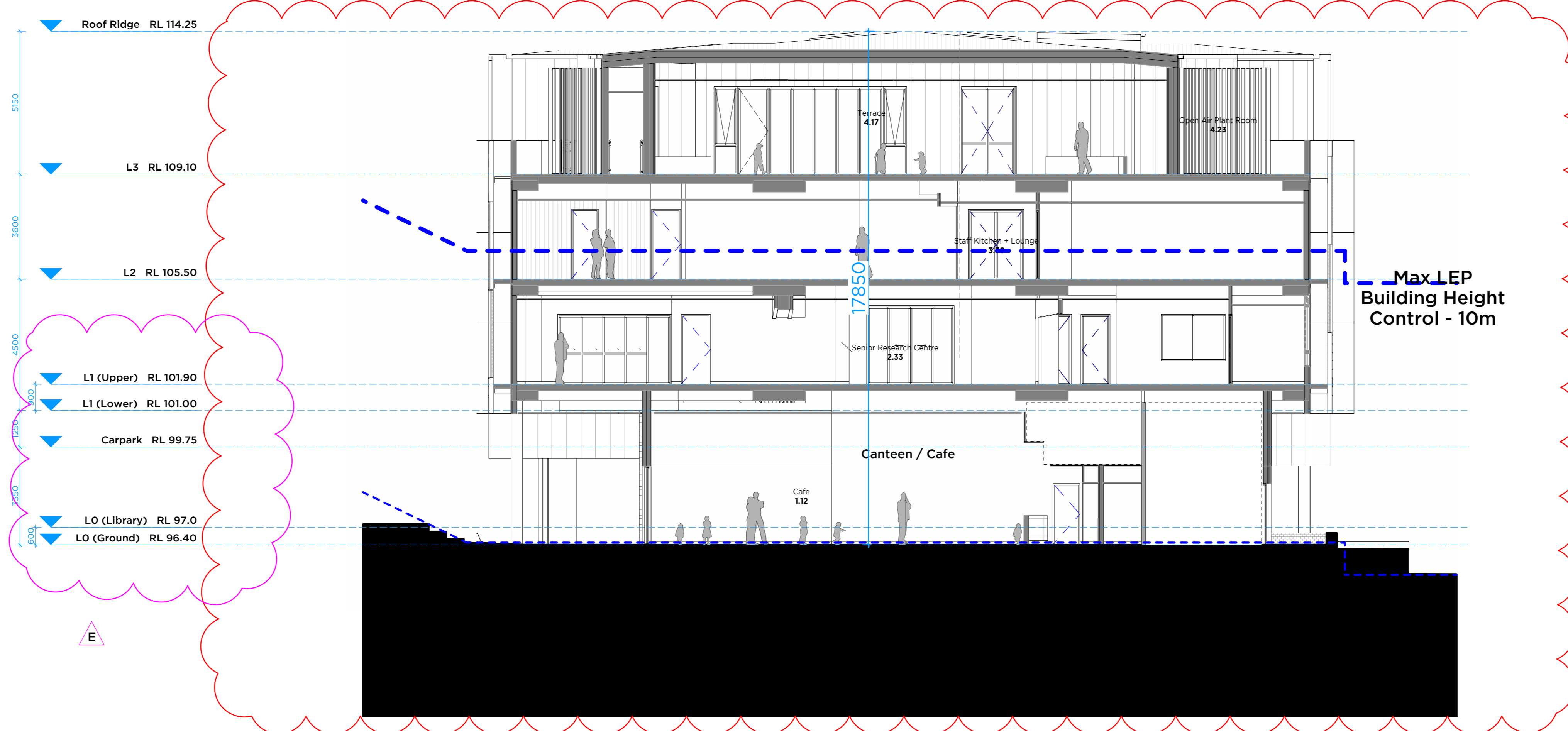
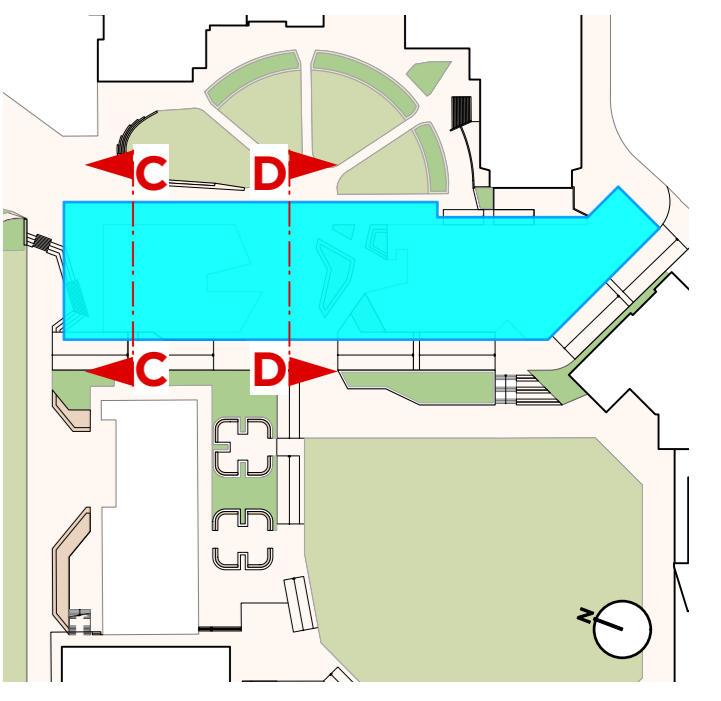
DRAWING: **Stage 1 Sections**

CLIENT REP & CONTACT: **10 Morris Grove, Kellyville**

DATE: **Aug 2022** DRAWN: **LL** PROJECT: **DA311** SHEET: **E**

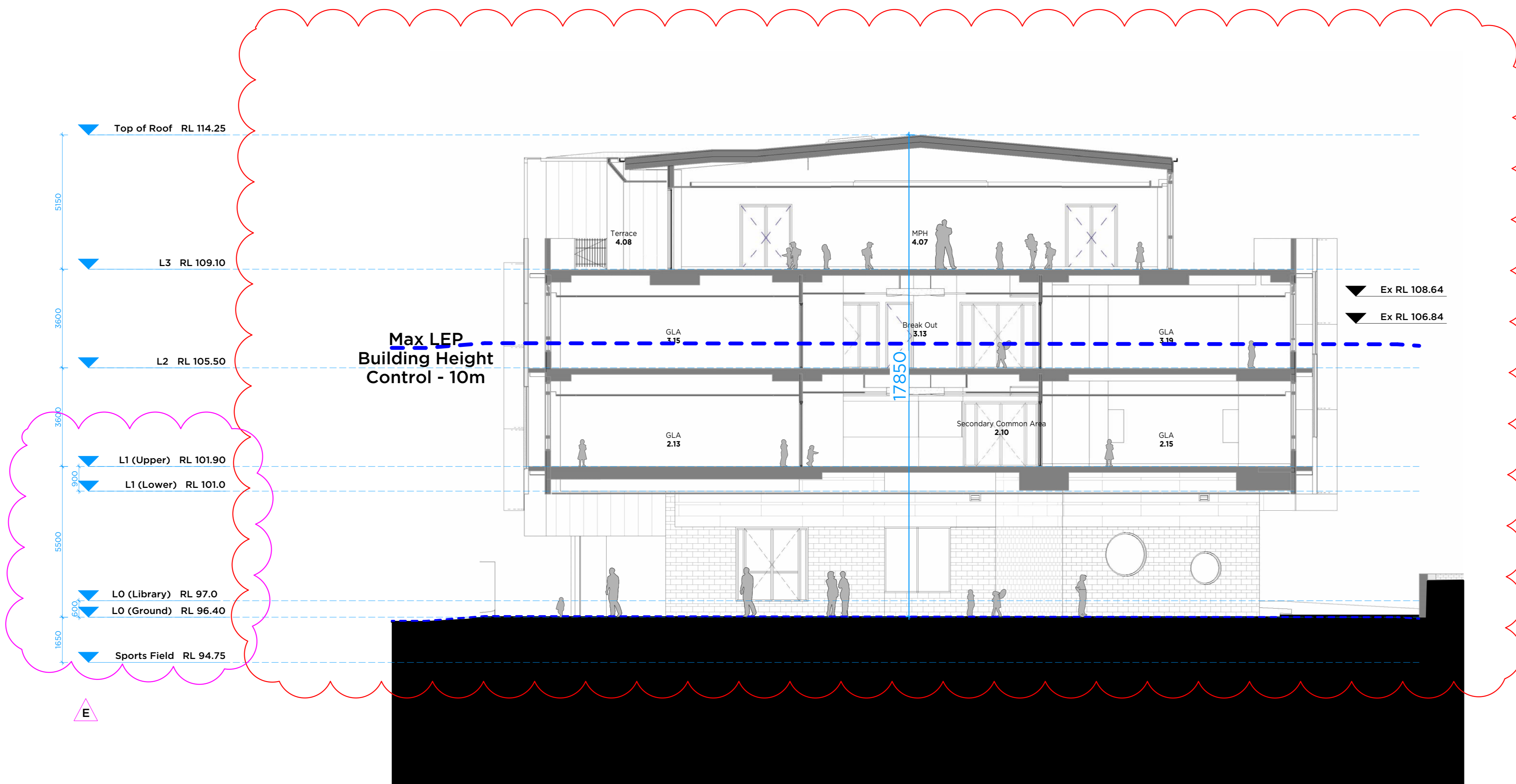
SCALE: **1:100@A0** GRID: **AP**





01 SECTION
Section C
Scale 1:100

MODIFICATION AMENDMENT:
-Roof ridge RL reduced.
-Facade screen construction and project development



02 SECTION
Section D
Scale 1:100

MODIFICATION AMENDMENT:
-Adjusted primary access points and COLA landscape interface.
-Level 2 void relocated.
-Roof ridge RL reduced.
-Facade screen construction and project development.

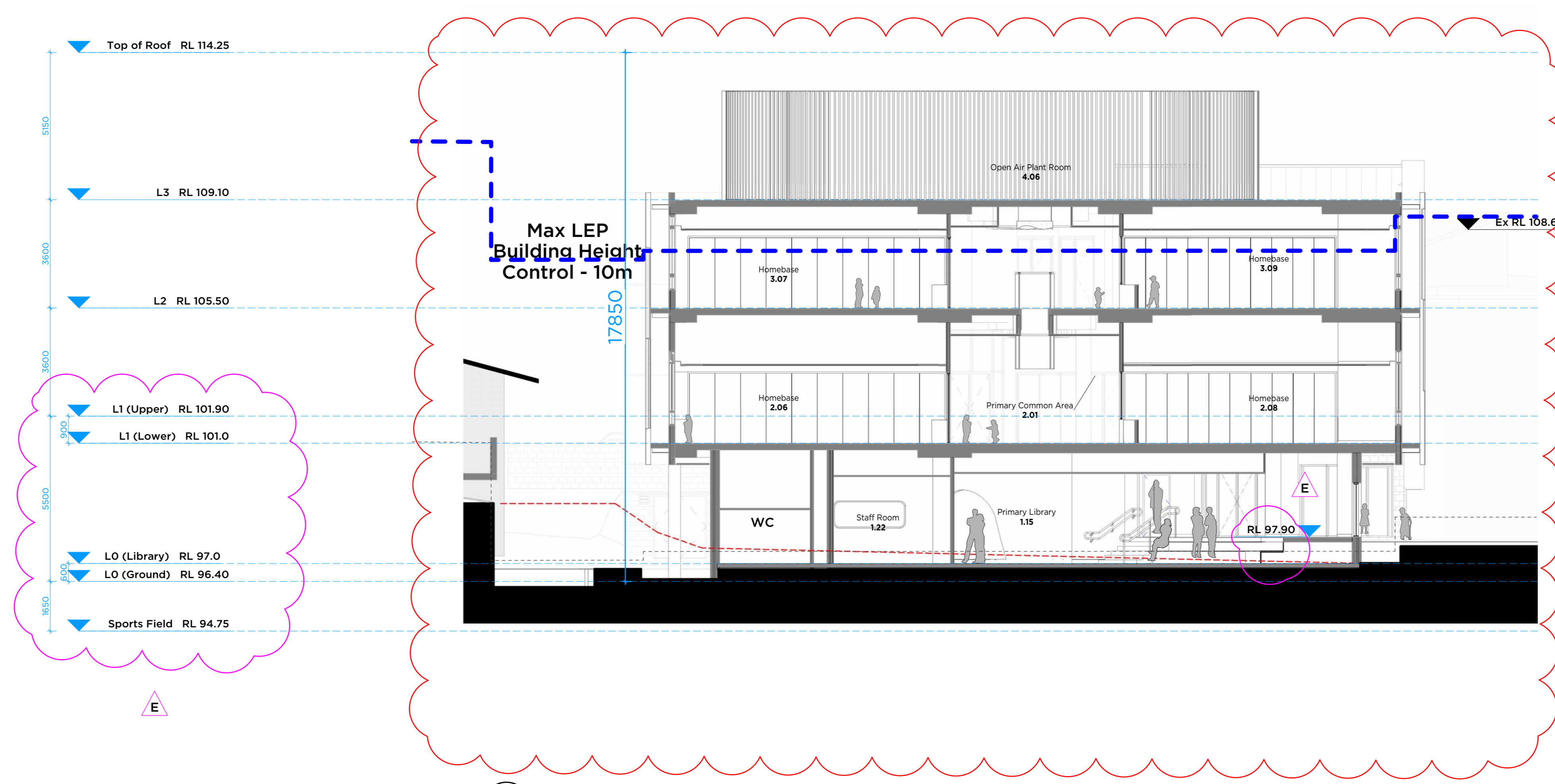
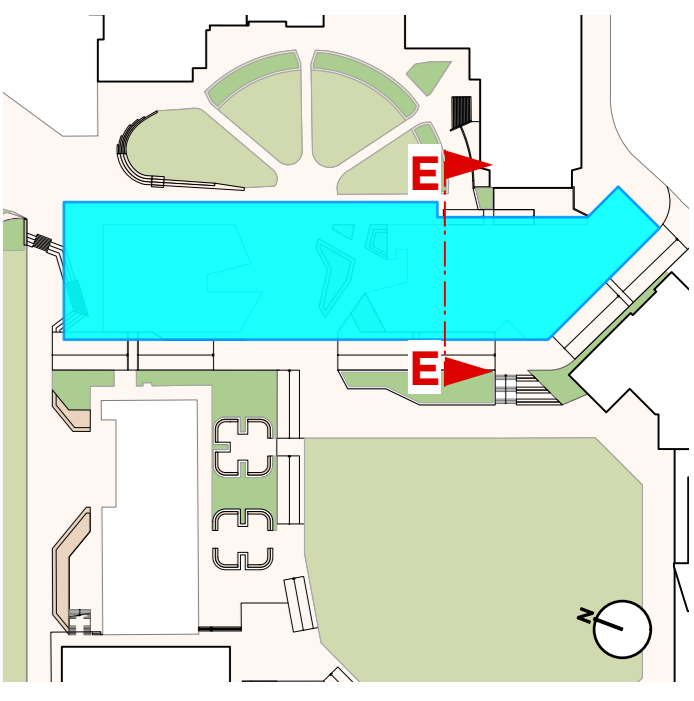


E	25/6/24	Additional RLs added
D	19/02/24	Issue for Modification
C	5/24/23	Response to Submission
B	16/9/22	SSD Submission
A	16/9/22	SSD Submission
PI	16/7/22	ISSUE FOR CLIENT APPROVAL
REV		REVISION

DO NOT SCALE FROM DRAWINGS. USE DIMENSIONS DIMENSIONS ONLY.
UNLESS ALL DIMENSIONS ARE IN METRES AND INDICATED BY CONSTRUCTION.

PMDL ARCHITECTURE INTERIORS MASTERPLANNING

3015 WCC Campus Heart A
 CLIENT: William Clarke College
 DRAWING: Stage 1 Sections
 CLIENT REP & CONTACT: ID Morris Greve, Kellyville
 DATE: Aug 2022
 SCALE: 1:100@AD
 PROJECT: 3015
 SHEET: DA312 E



MODIFICATION AMENDMENT:
 -Primary library RL raised to suit adjusted entry. No impact to overall height.
 -Operable walls between homebaes.
 -Roof ridge RL reduced.
 -Open air plant room with open screen in matching colours to adjacent solid walls.

01 SECTION
Section E
Scale 1:100



E	25/6/24	Additional RLs added
D	28/02/24	Issue for Modification
C	5/2/23	Response to Submission
B	16/9/22	SSD Submission
A	18/8/22	SSD Submission
PI	18/7/22	ISSUE FOR CLIENT APPROVAL
ISSUE DATE		

DO NOT SCALE DRAWINGS. USE DIMENSIONS ONLY.
 SPECIAL DIMENSIONS TO BE GIVEN AND INDICATED ON CONSTRUCTION.




03015 WCC Campus Heart A

CLIENT: William Clarke College


DRAWING: Stage 1 Sections

CLIENT REP & CONTACT: ID Morris Grove, Kellyville

DATE	Aug 2022	DESIGN	LL	PROJECT		DATE	
SCALE	1:100@AD	APP		3015	DA313	E	



1. Prefinished profiled metal cladding



2. Neutral blockwork to match newer buildings in the college



4. Earth-toned, prefinished, perforated metal screens - Artwork/Designs to be obtained from local Indigenous Artist in Detail Design Phase



5. Light-toned profiled metal cladding to blend with sky and reduce visual impact of building mass




6. Concrete columns with round edges




7. Sandstone blockwork to match newer buildings in the college.



8. FC panels colour matched to (1) profiled metal facades



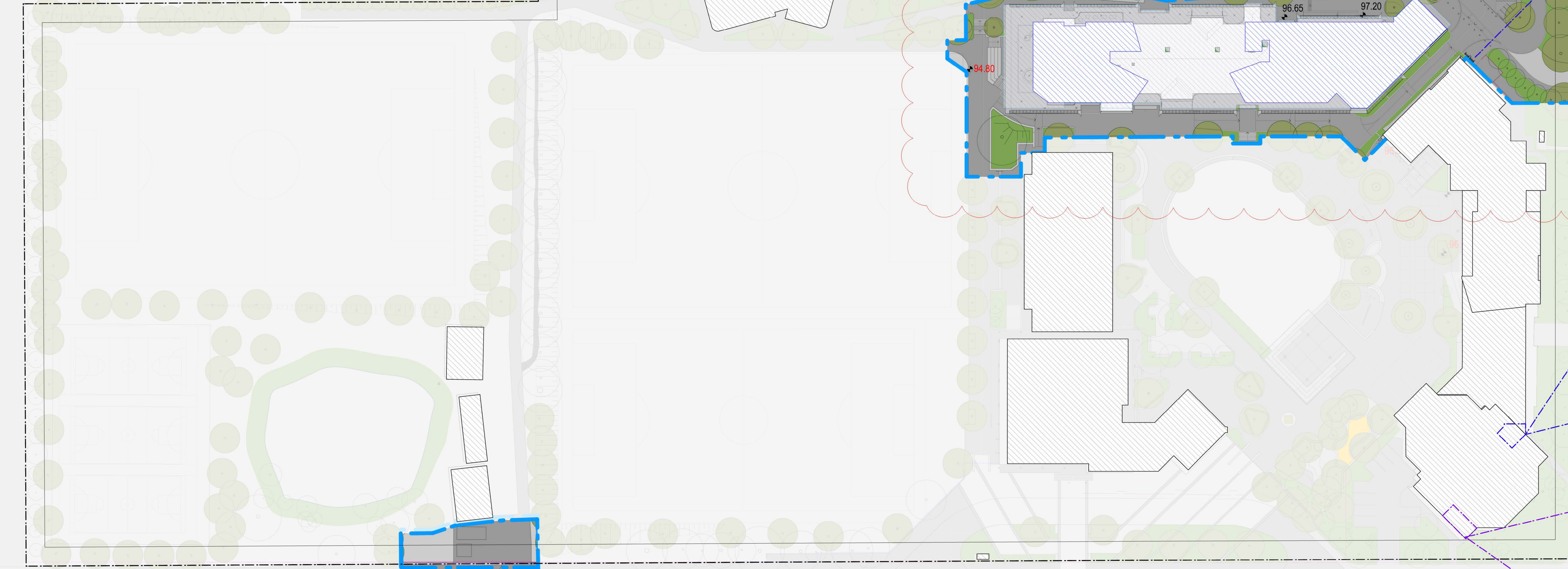
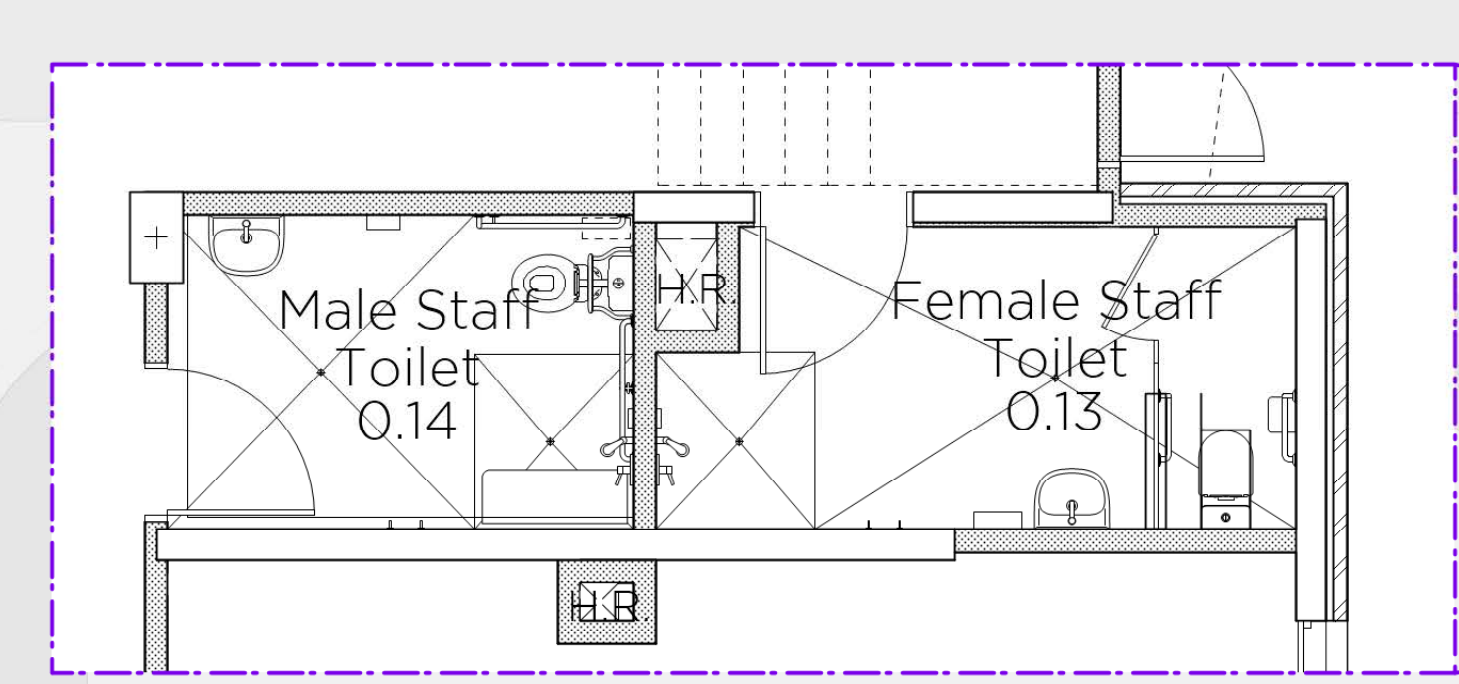
9. FC Soffit - Artwork/Designs to be obtained from local Indigenous Artist in Detail Design Phase



10. FC Cladding behind screened facade

Existing L1-Staff End-of-Trip Facilities

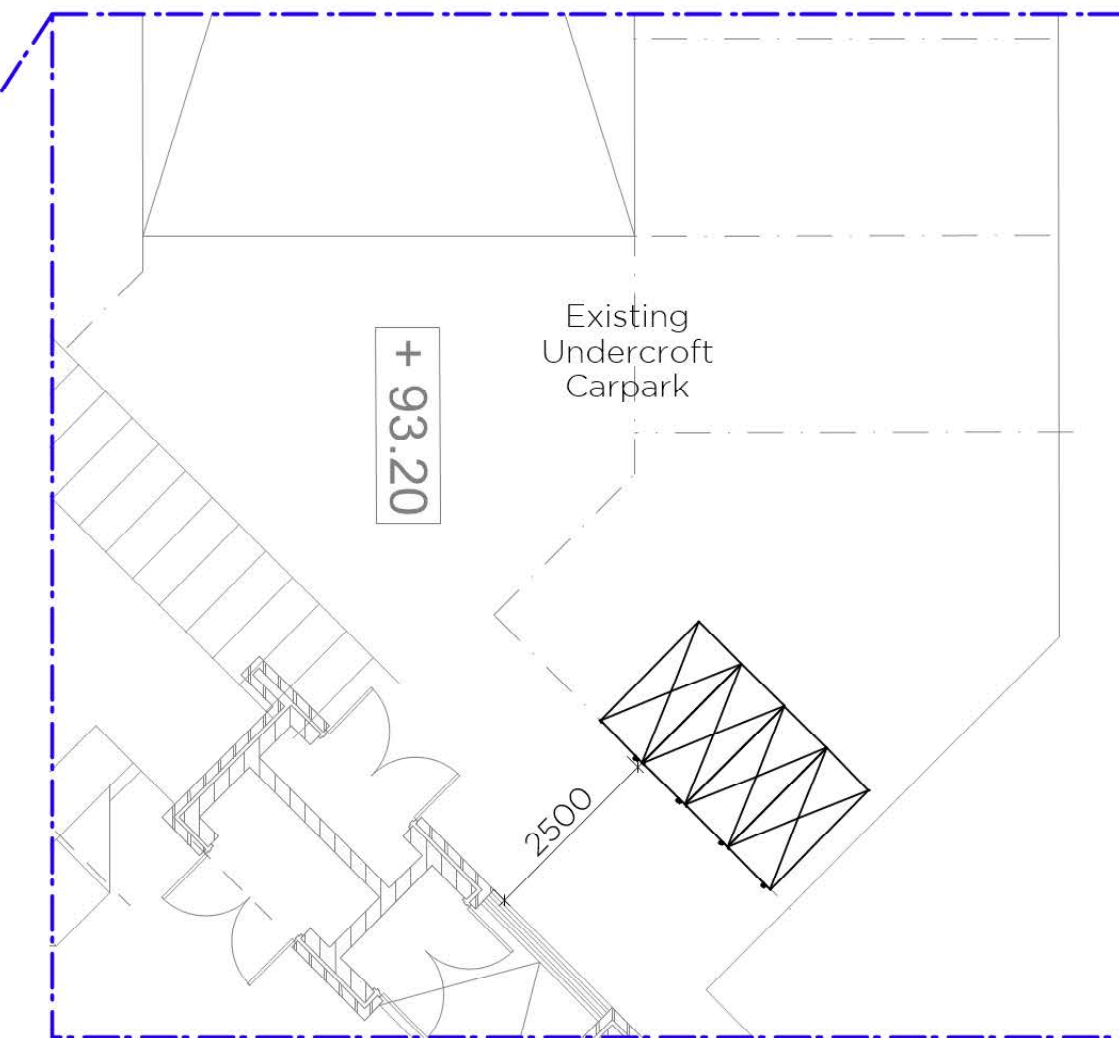
- 1 x Male Shower Facility
- 1 x Female Shower Facility



Stage 1 boundary update

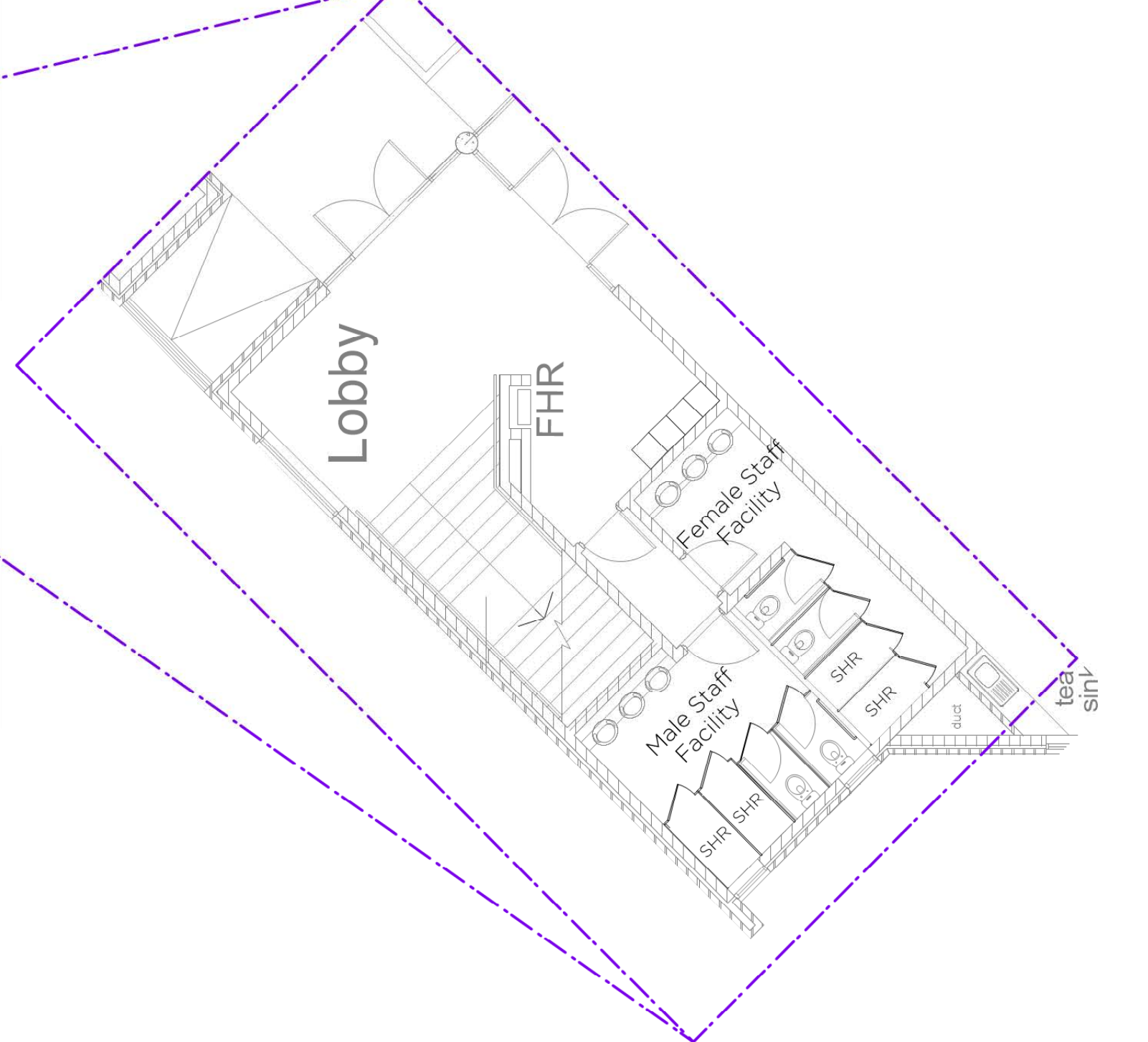
New 8 x Bicycle Parking

New 7 x Staff Bicycle Parking

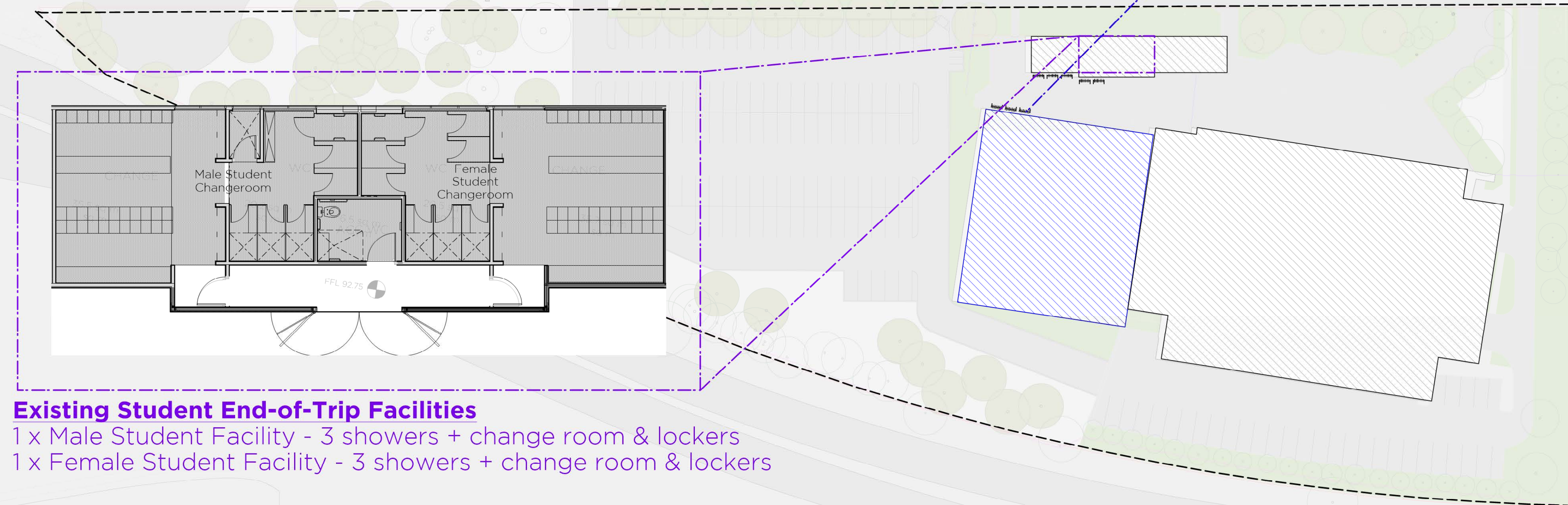


New L0-Staff End-of-Trip Facilities

- (Repurpose existing WC)
- 1 x Male Facility - 2 showers
- 1 x Female Facility - 2 showers
- 7 x Lockers



New 40 x Bicycle Parking



Existing Student End-of-Trip Facilities

- 1 x Male Student Facility - 3 showers + change room & lockers
- 1 x Female Student Facility - 3 showers + change room & lockers

NSW GOVERNMENT Department of Planning, Housing and Infrastructure

Issued under the Environmental Planning and Assessment Act 1979

Approved Section 4.55(1A) Application No: SSD-35715221-Mod-1

Granted: 9 September 2024 Sheet No: 16 of 23 Signed: IZ

PMDL ARCHITECTURE INTERIORS MASTERPLANNING

WCC Masterplan + Stage 1 Works

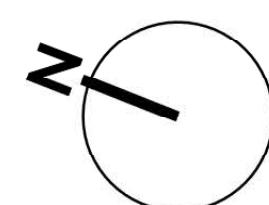

Client: William Clarke College

Project: End of Trip Facilities

10 Morris Grove, Kellyville NSW 2155

DATE: May 2023 DRAWN: LL PROJECT: WCC

SCALE: 1:100@A0 CHECK: AP 3015 DA104 B



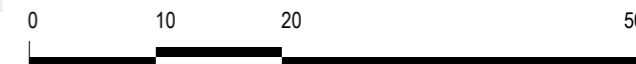


LEGEND

- Site Boundary
- Stage 1 Extent
- Turf Area
- Garden Area
- Concrete Pedestrian Pavement
- Asphaltic Concrete Vehicular Surfaces
- Feature Pavement/ Permeable Pavi
- Timber Seating Deck and Seating
- HW Mulch Surface
- Artificial Turf or Painted Asphaltic Concrete
- Proposed Trees
- Existing Trees



Bryson Building and Primary Car Park



1:600 @ A3



LEGEND

- Site Boundary
- Stage 1 Extent
- Turf Area
- Garden Area
- Concrete Pedestrian Pavement
- Asphaltic Concrete Vehicular Surfaces
- Feature Pavement/ Permeable Paving
- Timber Seating Deck and Seating
- HW Mulch Surface
- Artificial Turf or Painted Asphaltic Concrete
- Proposed Trees
- Existing Trees

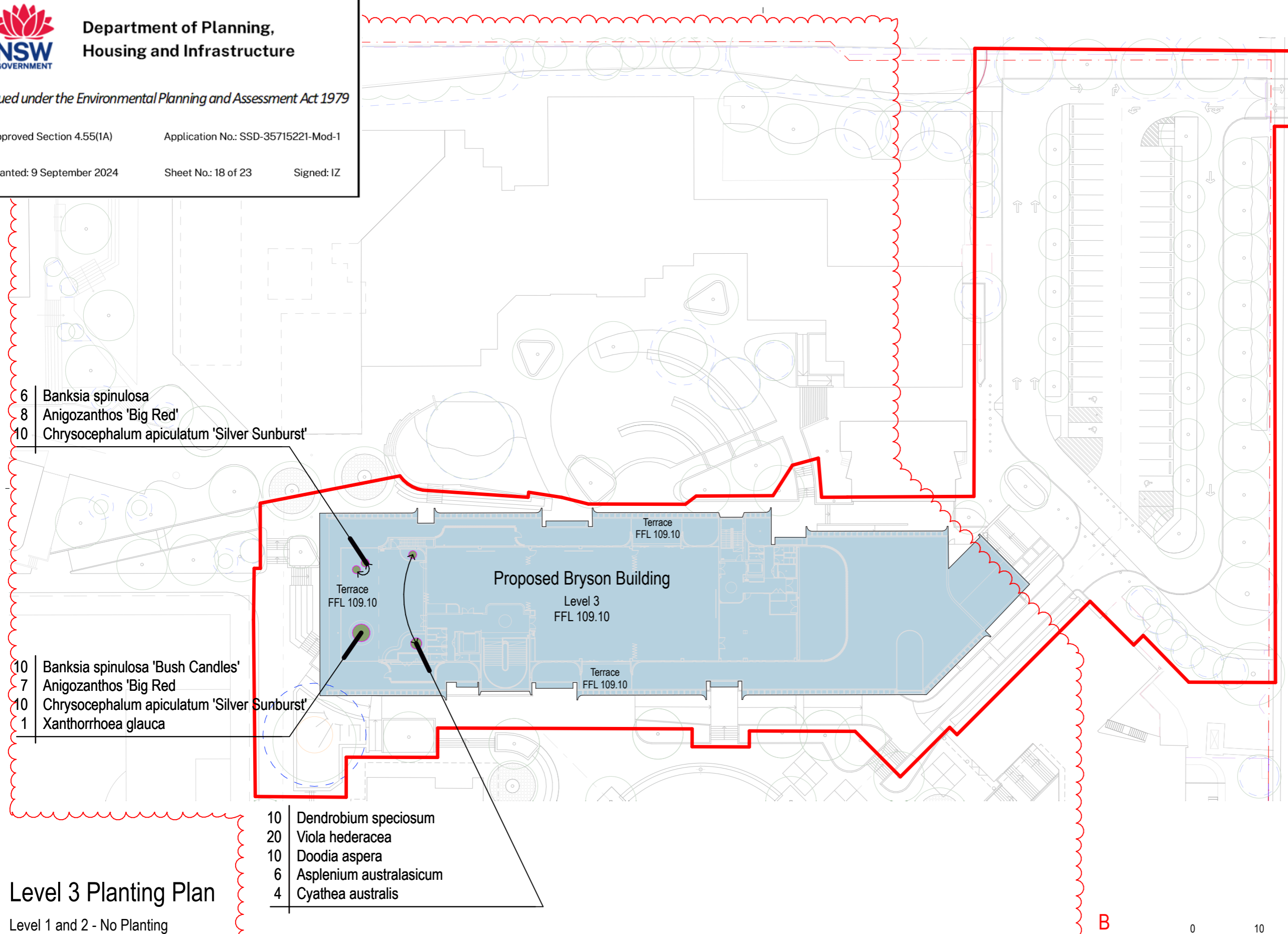
- 6 Banksia spinulosa
- 8 Anigozanthos 'Big Red'
- 10 Chrysocephalum apiculatum 'Silver Sunburst'

- 10 Banksia spinulosa 'Bush Candles'
- 7 Anigozanthos 'Big Red'
- 10 Chrysocephalum apiculatum 'Silver Sunburst'
- 1 Xanthorrhoea glauca

- 10 Dendrobium speciosum
- 20 Viola hederacea
- 10 Doodia aspera
- 6 Asplenium australasicum
- 4 Cyathea australis

Level 3 Planting Plan

Level 1 and 2 - No Planting



SSDA Modification
12/6/2024



1:600 @ A3



Botanical Name	Common Name	Potential Height	Potential Diameter	Indicative Size	Native	Quantity For Stg1
The total number of trees currently indicated on the masterplan is 284						Exotic
* Species which are not included in Stage 1 are proposed for the Master Plan						
TREES						
<i>Acer rubrum</i> 'October Glory'	October Glory	9m	7m	100L		*
<i>Allocasuarina cunninghamiana</i>	River Sheoak	12m	8m	25L		*
<i>Angophora costata</i>	Smooth-barked Apple	15m	10m	25L		5
<i>Corymbia maculata</i>	Spotted Gum	15-25m	15m	25L		*
<i>Elaeocarpus eumundi</i>	Eumundi quandong	7m	3m	75L		13
<i>Eucalyptus amplifolia</i>	Cabbage Gum	15m	8m	25L		*
<i>Eucalyptus tereticornis</i>	Red Forrest Gum	15-20m	8m	25L		*
<i>Ficus rubiginosa</i>	Port Jackson Fig	15m	12m	1000L		*
<i>Fraxinus pennsylvanica</i> 'Urbanite'	Urbanite Ash	11m	8m	100L		2
<i>Nyssa sylvatica</i>	Tupelo	12m	8m	100L		2
<i>Syncarpia glomulifera</i>	Australian Turpentine Tree	15-20m	8m	25L		*
<i>Toona ciliata</i>	Australian Red Cedar	25m	10m	25L		*
<i>Tristaniopsis laurina</i>	Water Gum	5-8m	6m	100L		*
<i>Ulmus parvifolium</i> 'Todd'	Chinese Elm	10m	12m	100L		1
<i>Waterhousia floribunda</i>	Weeping Lillypilly	10m	8m	25L		9
<i>Zelkova serrata</i> 'Green Vase'	Green Vase Zelkova	14m	10m	100L		*



Acer rubrum 'October Glory'



Allocasuarina cunninghamiana



Angophora costata



Corymbia maculata



Eucalyptus amplifolia



Eucalyptus tereticornis



Ficus rubiginosa



Fraxinus pennsylvanica 'Urbanite'



Lagerstroemia indica x *L. fauriei*



Syncarpia glomulifera



Tristaniopsis laurina



Ulmus parvifolia 'Todd'



Waterhousia floribunda



Zelkova serrata 'Green Vase'



Botanical Name	Common Name	Potential Height	Potential Diameter	Indicative Size	Native	Quantity For Stg1
* Species which are not included in Stage 1 are proposed for the Master Plan						
SHRUBS & GROUNDCOVERS						
<i>Adiantum hispidulum</i>	Rough Maiden Hair Fern	0.8m	1m	140mm		90
<i>Anigozanthos 'Big Red'</i>	Kangaroo Paws - Red Flowering	1-2m	0.5	140mm		15
<i>Anigozanthos Bush Pearl</i>	Kangaroo Paws - Red Flowering	1m	0.3m	140mm		*
<i>Asplenium australasicum</i>	Birds nest fern	0.7m	1m	200mm		12
<i>Austradhanthonia tenuior</i>	Southern Danthonia	0.8m	1m	Tube		*
<i>Baeckea virgata nana</i>	Miniature baekea	0.5m	0.5m	140mm		40
<i>Banksia ericifolia</i>	Heath Banksia	4m	1.5m	140mm		*
<i>Banksia spinulosa</i>	Hairpin Banksia	1-3m	2.0m	140mm		6
<i>Banksia spinulosa 'Bush Candles'</i>	Hairpin Banksia	0.7m	1.0m	140mm		26
<i>Brachyscome multifida 'Break of Day'</i>	Native Daisy	0.2m	0.4m	140mm		60
<i>Bracteantha bracteata</i>	Everlatsing	0.3m	0.1m	140mm		*
<i>Calathea zebrina</i>	Zebra plant	0.3m	0.5m	200mm		90
<i>Callistemon 'Little John'</i>	Bottle Brush	0.7m	1.0m	140mm		411
<i>Casuarina glauca 'Cousin It'</i>	Prostrate Sheoak	0.4m	1.5m	200mm		*
<i>Chrysocephalum apiculatum 'Silver Sunburst'</i>	Silver Sunburst	0.2m	0.5m	140mm		278
<i>Correa alba</i>	White Correa	1m	1.5m	140mm		260
<i>Correa decumbens</i>	Spreading correa	0.3m	1.5m	200mm		260
<i>Correa glabra 'Turnbull'</i>	Narrow bell correa	1.5-2.5m	1.2m	200mm		58
<i>Cyathea australis</i>	Rough tree fern	3-4m	2m	1.5m ht		4
<i>Dendrobium speciosum</i>	Native orchid	0.5m	0.5m	200mm		10
<i>Dianella caerulea</i>	Paroo Lily	0.6m	1m	Tube		*
<i>Dianella caerulea 'Little Jess'</i>	Little Jess	0.5m	0.5m	140mm		28
<i>Dichelachne crinata</i>	Long Hair Plume Grass	0.8m	1m	Tube		*
<i>Dicksonia antarctica</i>	Dicksonia antarctica	4m	3m	1.0m ht		*
<i>Doodia aspera</i>	Raso Fern	0.35m	0.3m	140mm		10
<i>Grevillea lanigera 'Mt Tamboritha'</i>	Wooly Grevillea	0.5m	1.5m	140mm		50
<i>Isolepis nodosa</i>	Notted Club Rush	1m	1m	Tube		*
<i>Lomandra longifolia</i>	Mat Rush	1m	1m	Tube		*
<i>Lomandra longifolia 'Verday'</i>	Mat Rush	1m	0.5m	140mm		1080
<i>Ophiopogon japonicus</i>	Mondo Grass	.2M	0.3	140mm		*
<i>Poa labillardieri 'Eskdale'</i>	Eskdale Tussock Grass	0.6m	1m	Tube		*
<i>Rhagodia spinescens</i>	Spiny Salt Bush	0.5m	1.5m	140mm		250
<i>Scaevola alba 'Mauve Carpet'</i>	Scaevola	0-1	1m	140mm		*
<i>Themeda australis</i>	Kangaroo Grass	0.6m	1m	Tube		*
<i>Viola hederacea</i>	Native violet	0.1m	0.5	140mm		20
<i>Westringia fruticosa 'Mundi'</i>	Prostrate Coastal Rosemary	1m	1m	140mm		498
<i>Xanthorrhoea glauca</i>	Grass Tree	3-4m	1.2m	1.0m ht		1



Adiantum hispidulum



Asplenium australasicum



Cyathea australis



Calathea zebrina



Dendrobium speciosum



Xanthorrhoea glauca



Dicksonia antarctica



Banksia ericifolia



Banksia spinulosa 'Bush Candles'



Correa decumbens



Correa glabra 'Turnbull'



Anigozanthos 'Big Red'




Baeckea virgata 'nana'



Chrysocephalum apiculatum 'Silver Sunburst'



Callistemon 'Little John'



Correa alba



Grevillea lanigera 'Mt Tamboritha'



Lomandra longifolia 'Verday'



Westringia fruticosa 'Mundi'



Dianella caerulea 'Little Jess'



Austradhanthonia tenuior



Dichelachne crinata



Isolepis nodosa



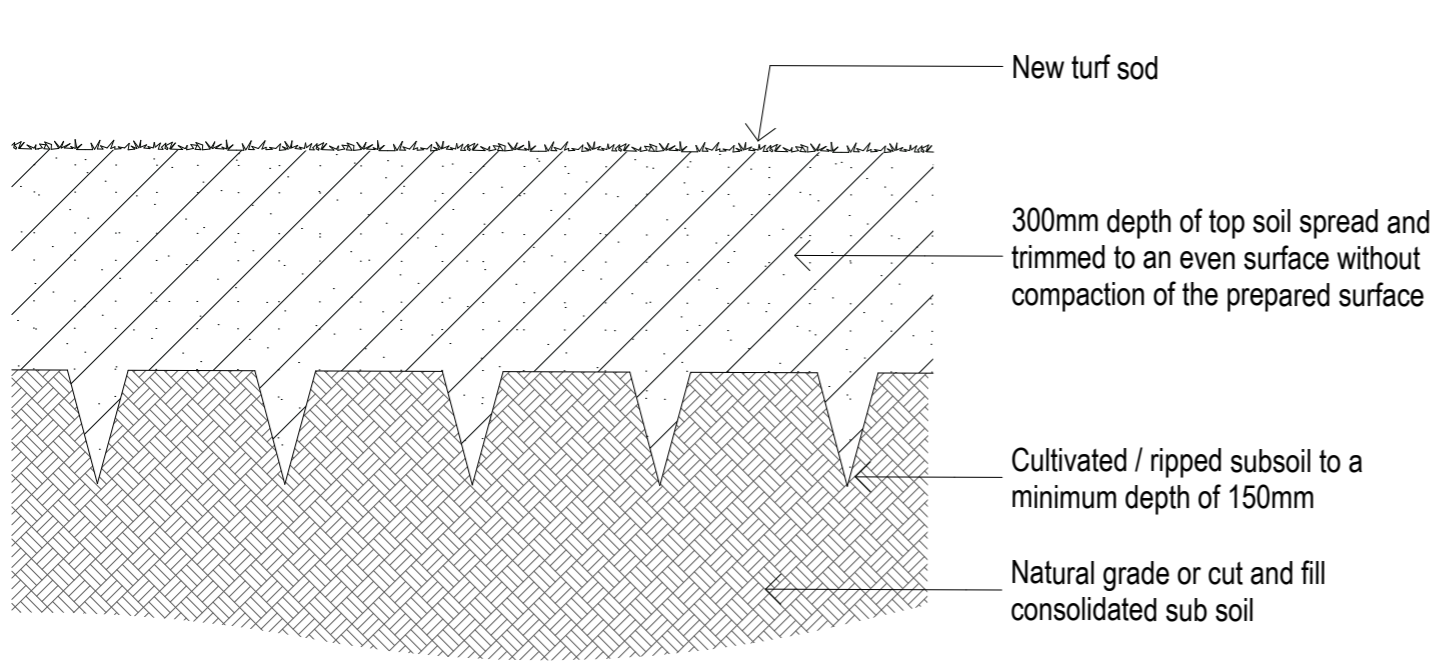
Lomandra longifolia



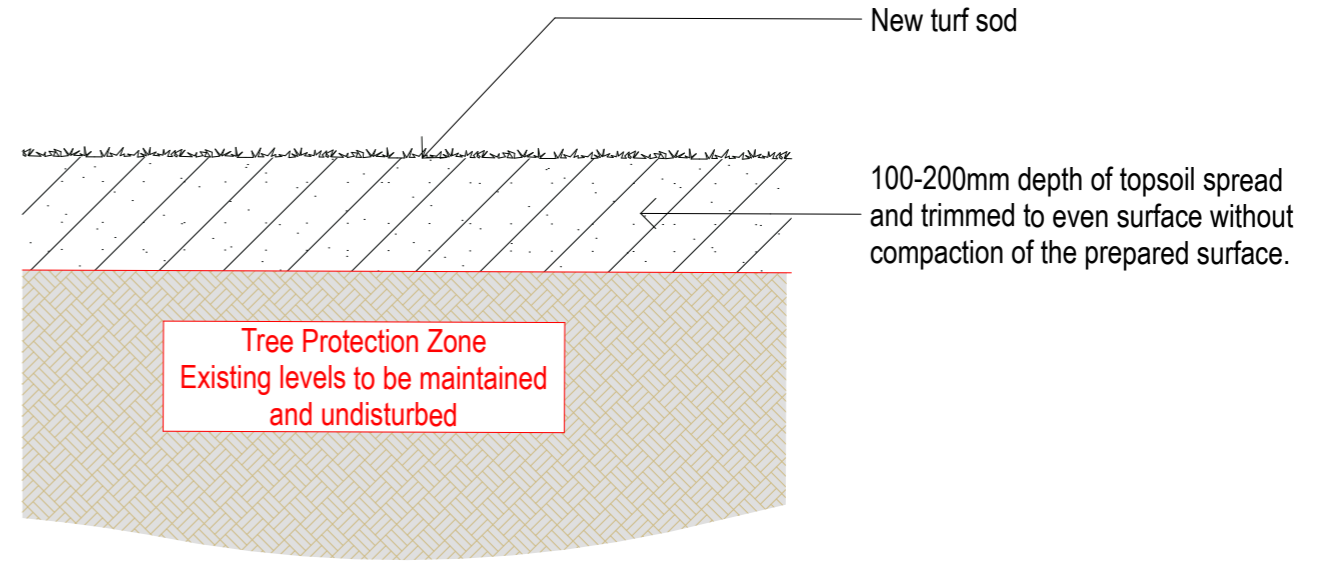
Poa labillardieri 'Eskdale'



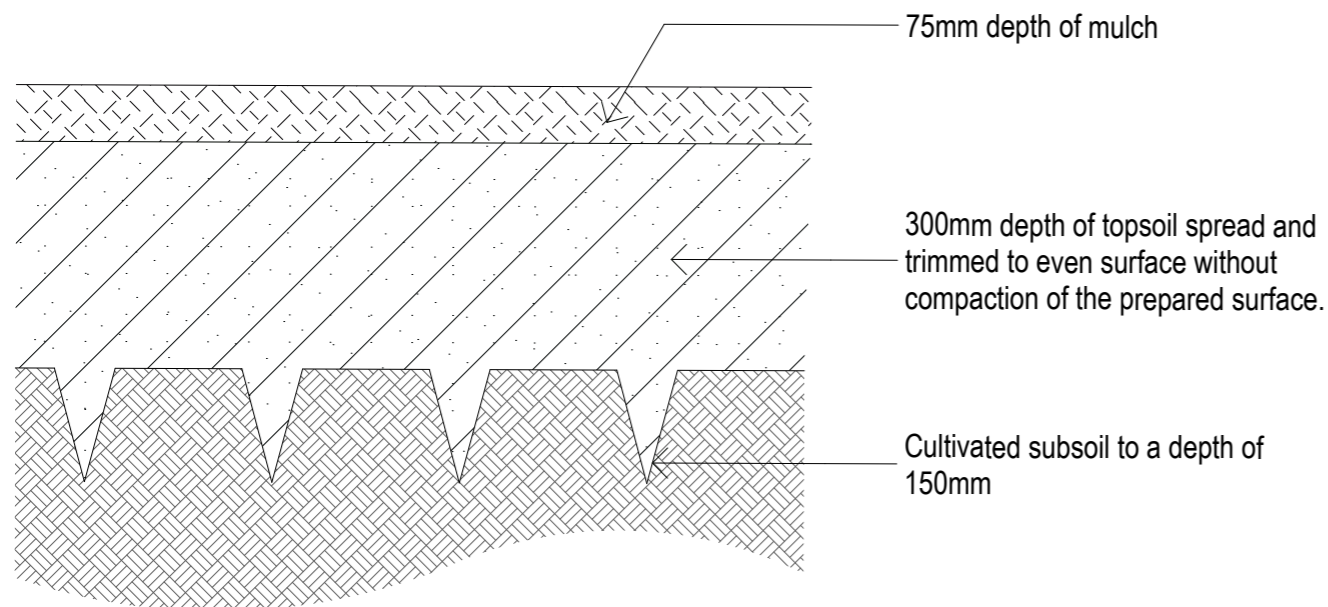
Themeda australis



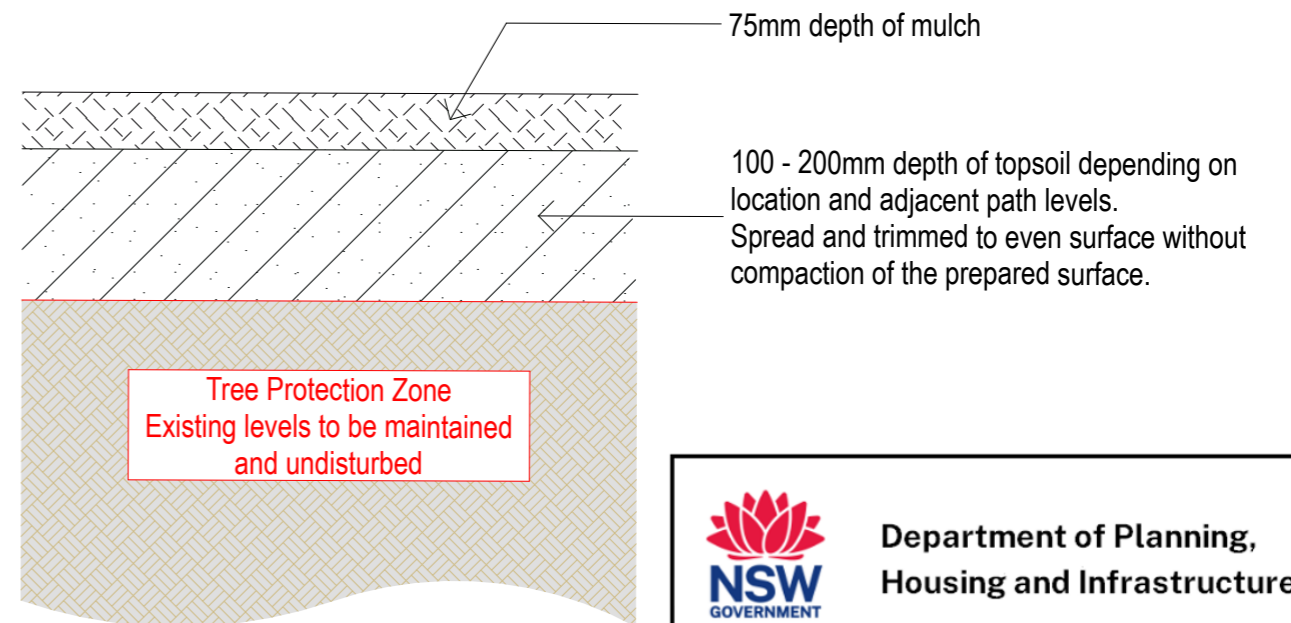
NEW TURF PROFILE ON NATURAL GRADE
TYPICAL DETAIL Scale 1:10 @ A3




NEW TURF PROFILE IN TPZ
TYPICAL DETAIL Scale 1:10 @ A3



NEW GARDEN PROFILE ON NATURAL GRADE
TYPICAL DETAIL Scale 1:10 @ A3



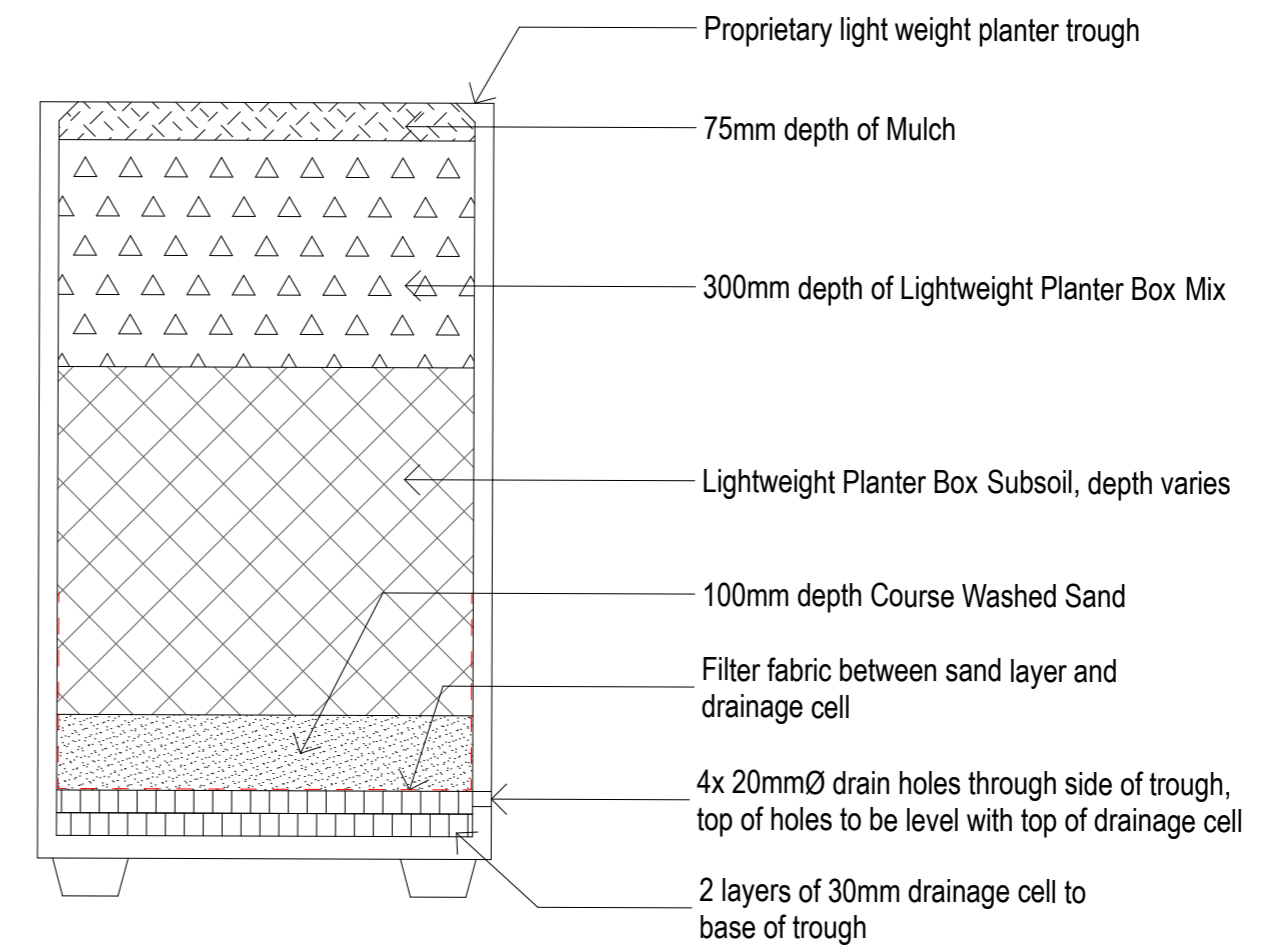
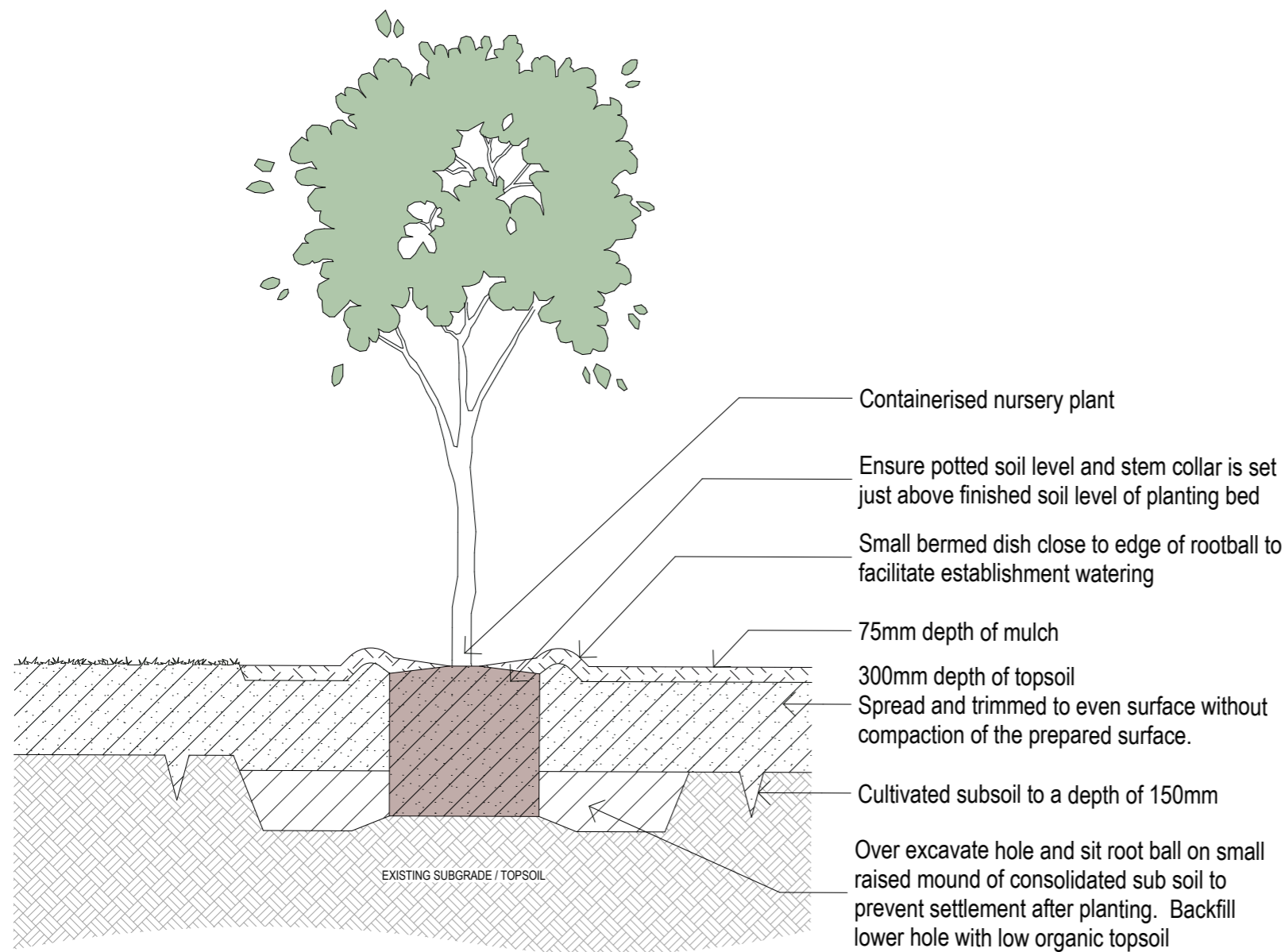
NEW GARDEN PROFILE IN TPZ
TYPICAL DETAIL Scale 1:10 @ A3

 **Department of Planning,
Housing and Infrastructure**

Issued under the Environmental Planning and Assessment Act 1979

Approved Section 4.55(1A) Application No.: SSD-35715221-Mod-1

Granted: 9 September 2024 Sheet No.: 21 of 23 Signed: IZ

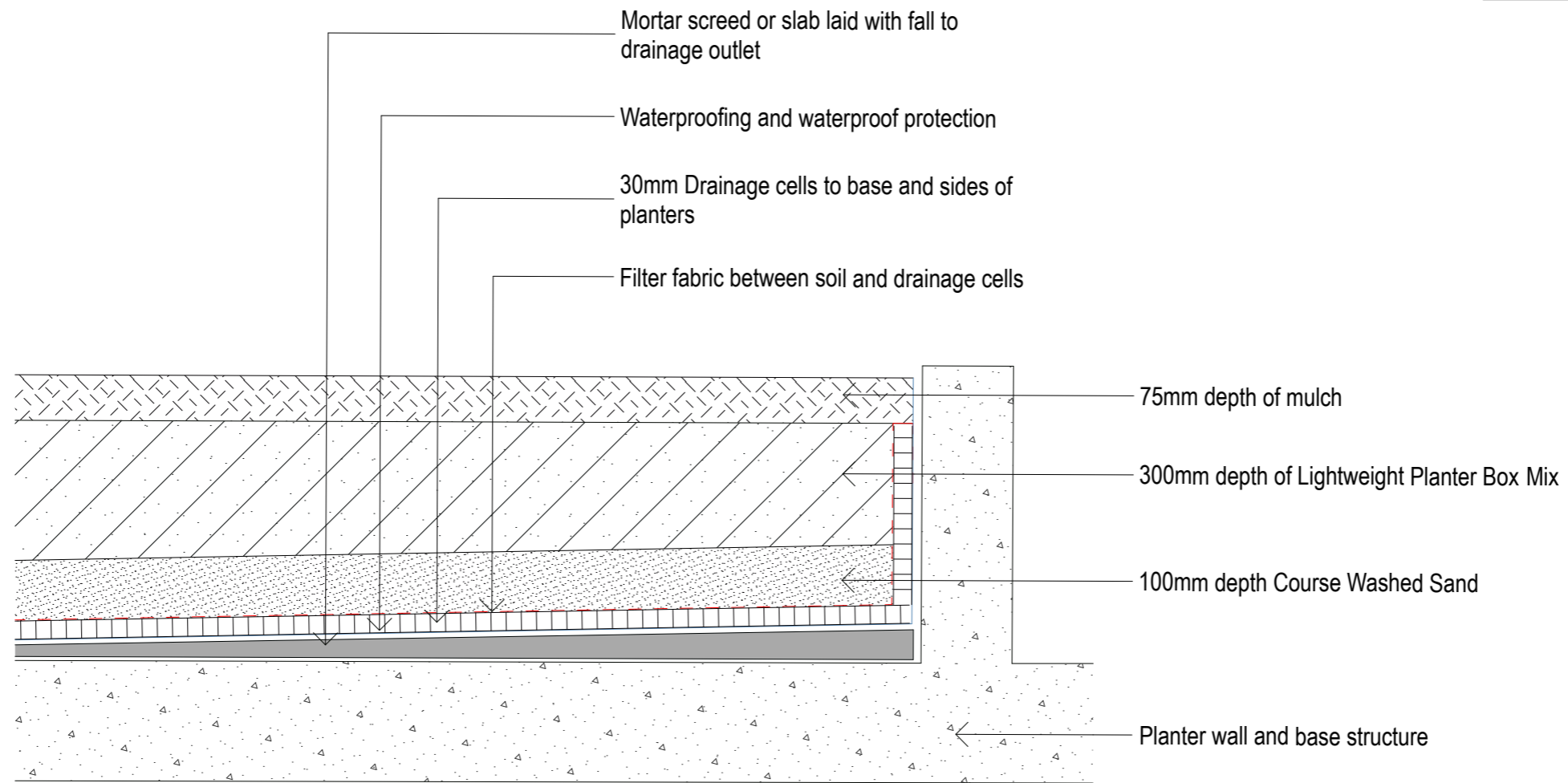


NEW TREE PLANTING
TYPICAL DETAIL

Scale 1:10 @ A3

PROPRIETARY PLANTER TUB
TYPICAL DETAIL

Scale 1:10 @ A3



BUILT IN-SITU PLANTER BOX
TYPICAL DETAIL

Scale 1:20 @ A3